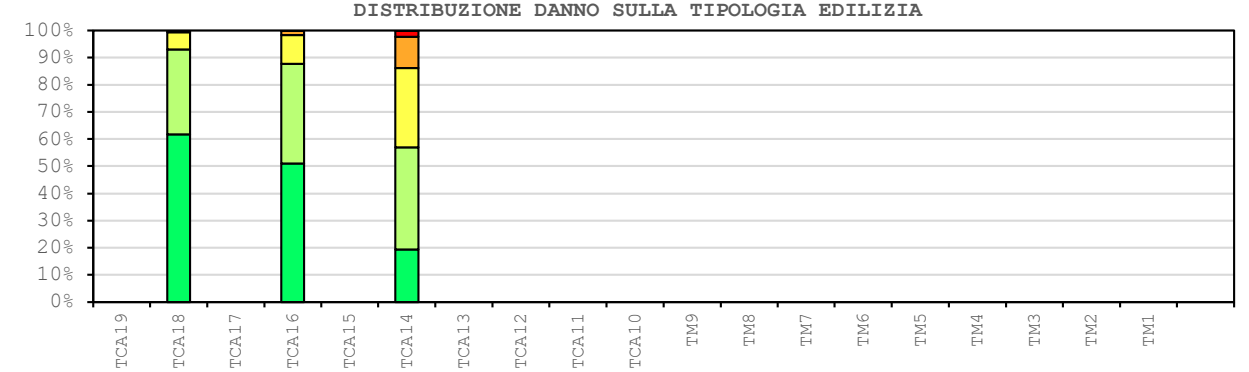
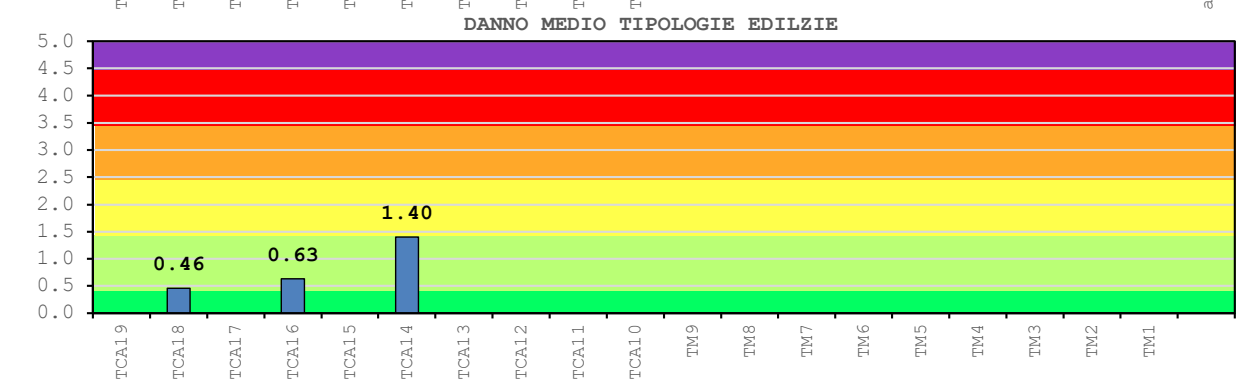
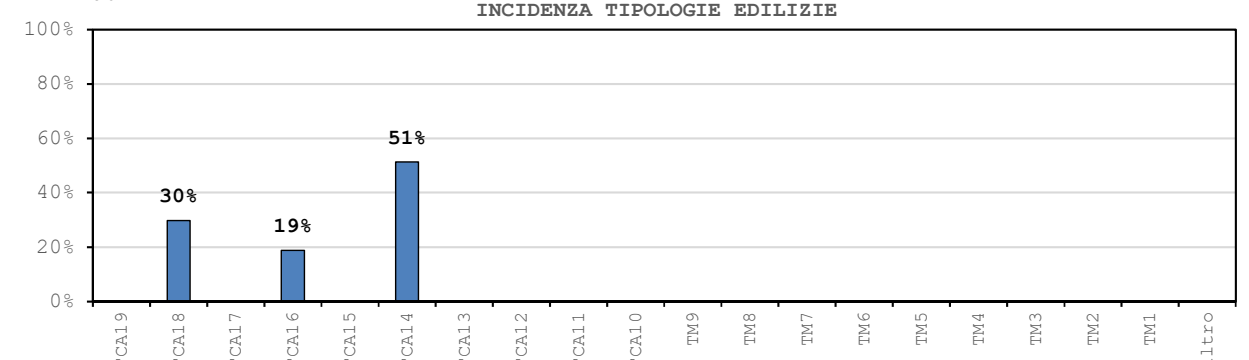
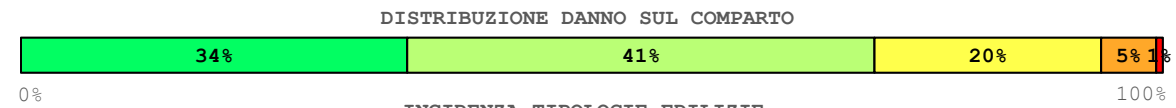
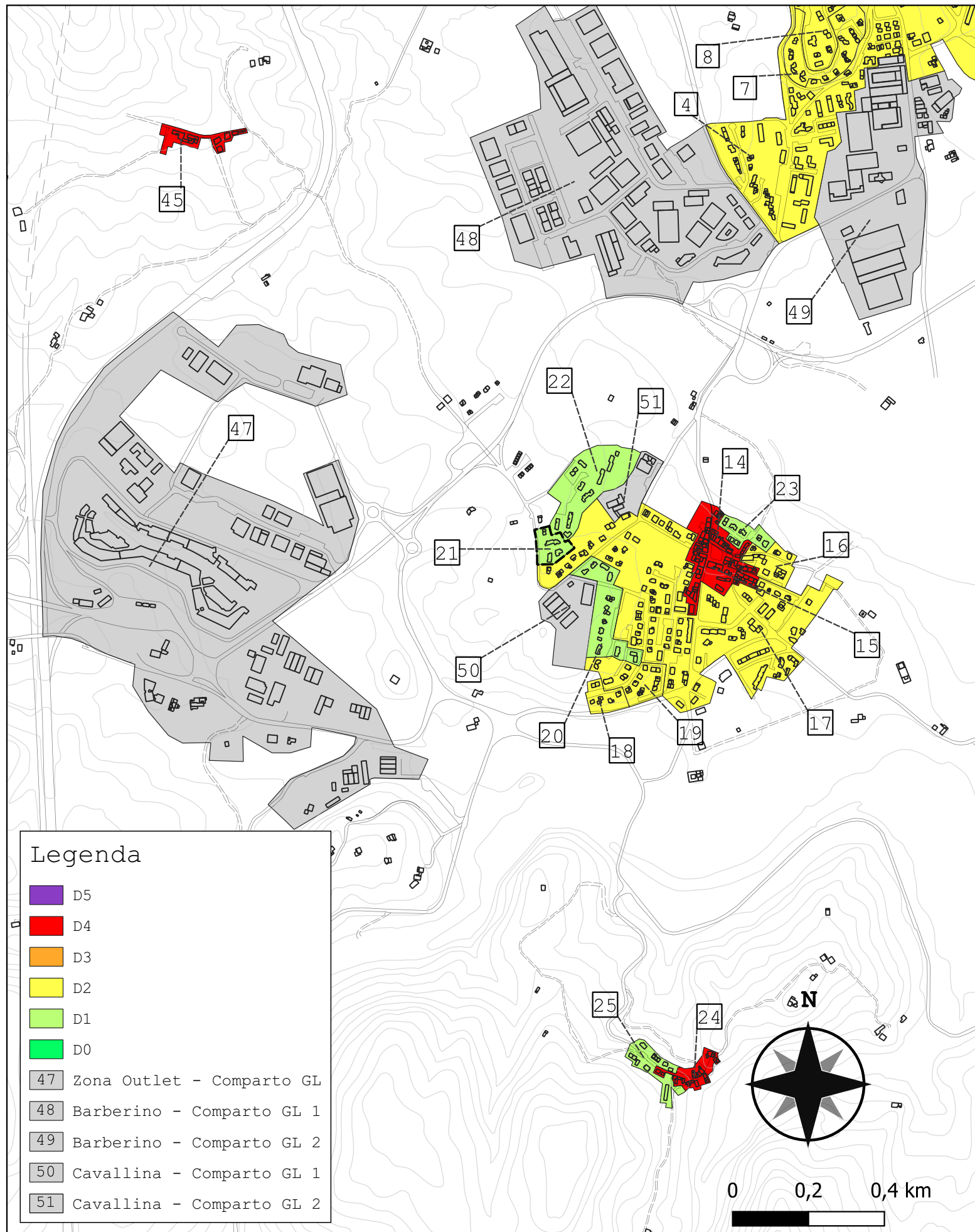
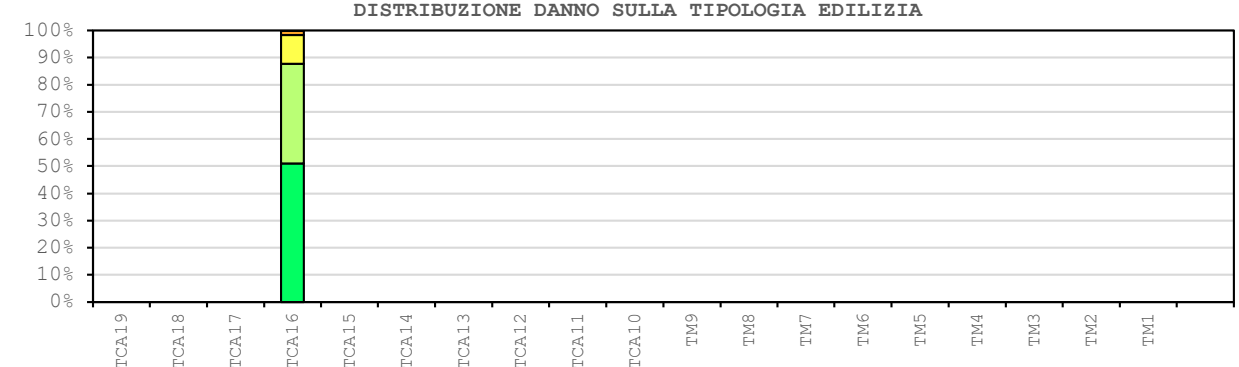
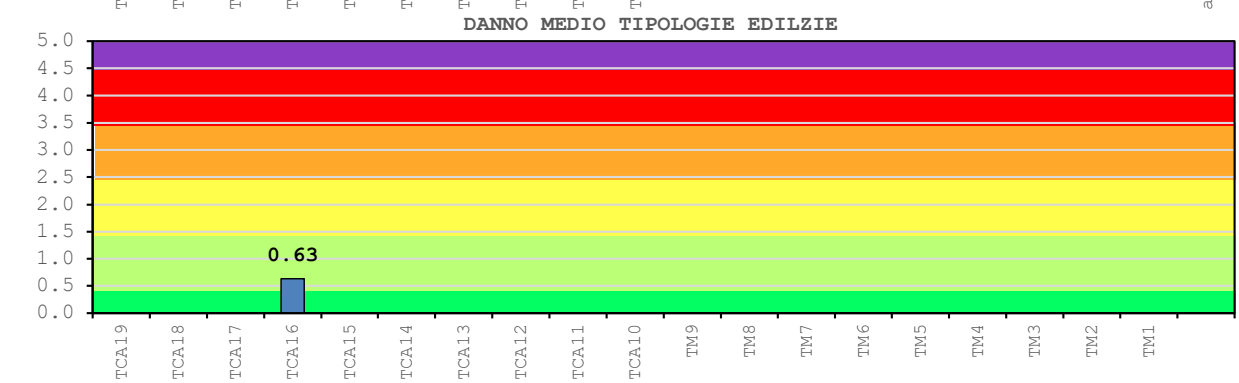
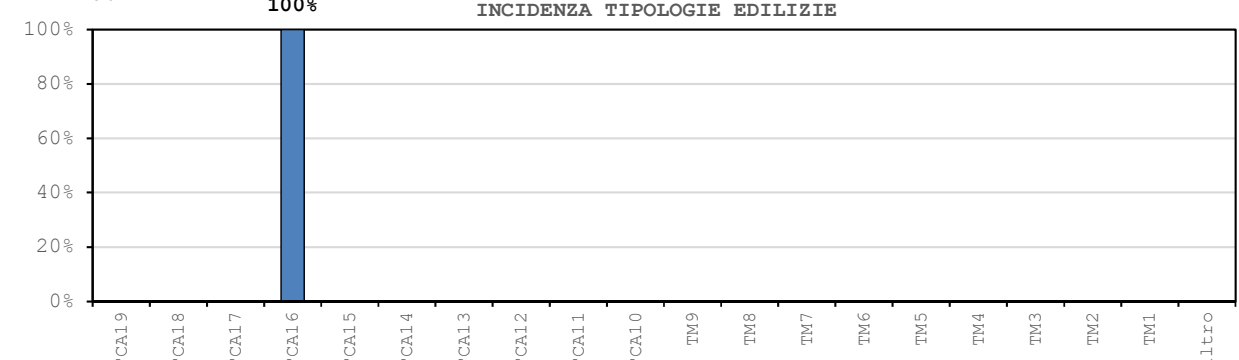
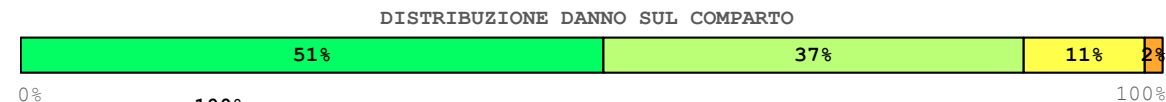


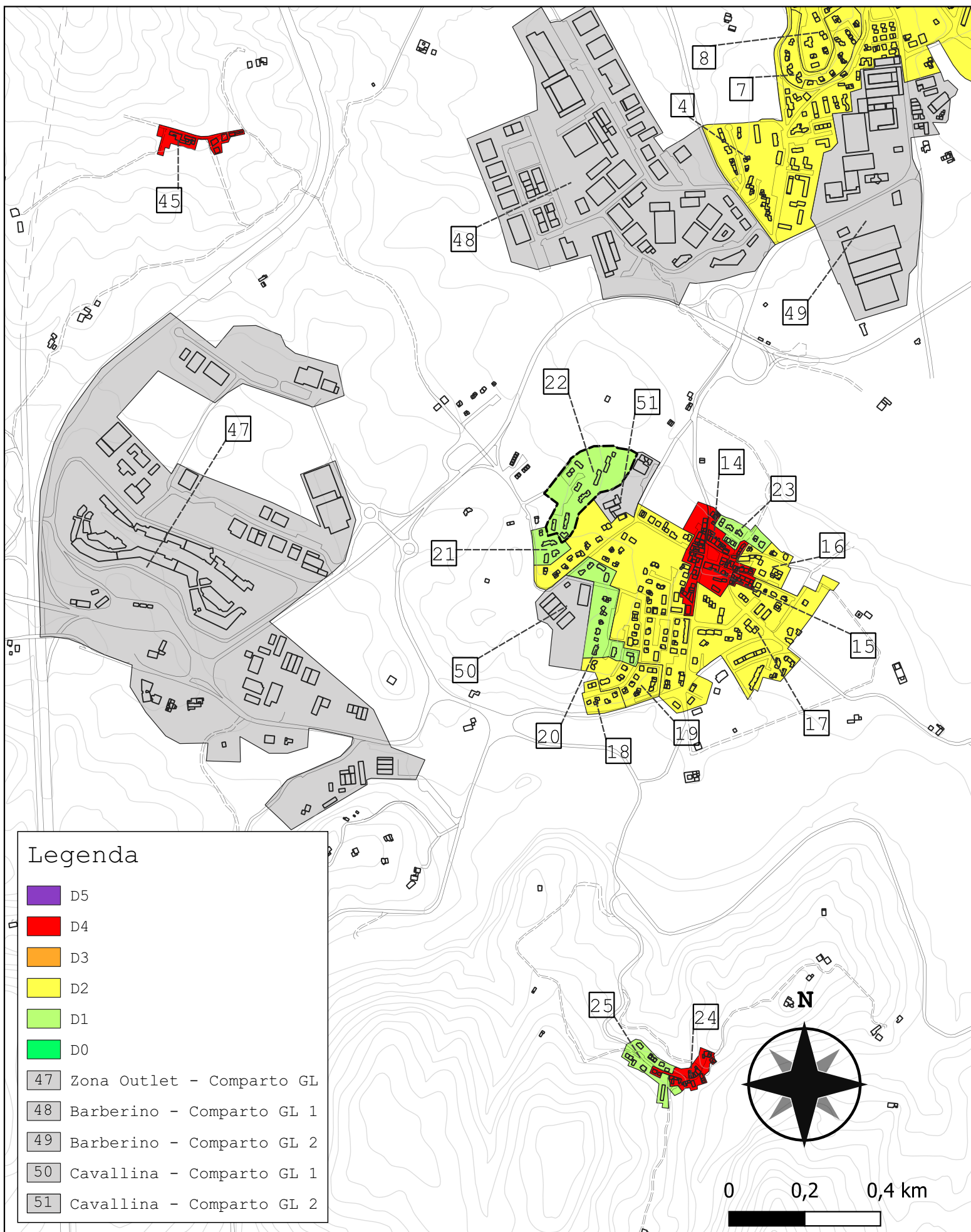
| Comparto 20 | | Cavallina 3 | | $I_{EMS-98} = 9$ $PGA = 0.203g$ | | | | |
|---|------------------------|--------------------|-----|---------------------------------|-----|-----|----|----|
| Incidenza vol. comparto a livello comunale 0.5% | | | | | | | | |
| Tipologie | Vol. [m ³] | D _{medio} | D0 | D1 | D2 | D3 | D4 | D5 |
| TM1 | - | - | - | - | - | - | - | - |
| TM2 | - | - | - | - | - | - | - | - |
| TM3 | - | - | - | - | - | - | - | - |
| TM4 | - | - | - | - | - | - | - | - |
| TM5 | - | - | - | - | - | - | - | - |
| TM6 | - | - | - | - | - | - | - | - |
| TM7 | - | - | - | - | - | - | - | - |
| TM8 | - | - | - | - | - | - | - | - |
| TM9 | - | - | - | - | - | - | - | - |
| TCA10 | - | - | - | - | - | - | - | - |
| TCA11 | - | - | - | - | - | - | - | - |
| TCA12 | - | - | - | - | - | - | - | - |
| TCA13 | - | - | - | - | - | - | - | - |
| TCA14 | 7 948 | 1.400 | 19% | 38% | 29% | 11% | 2% | 0% |
| TCA15 | - | - | - | - | - | - | - | - |
| TCA16 | 2 918 | 0.630 | 51% | 37% | 11% | 2% | 0% | 0% |
| TCA17 | - | - | - | - | - | - | - | - |
| TCA18 | 4 617 | 0.460 | 62% | 31% | 6% | 1% | 0% | 0% |
| TCA19 | - | - | - | - | - | - | - | - |
| altro | - | - | - | - | - | - | - | - |
| tot. | 15 482 | 0.975 | 34% | 41% | 20% | 5% | 1% | 0% |





| Comparto 21 | | Cavallina 4A | | $I_{EMS-98} = 9$ $PGA = 0.203g$ | | | | |
|---|------------------------|--------------------|-----|---------------------------------|-----|----|----|----|
| Incidenza vol. comparto a livello comunale 0.2% | | | | | | | | |
| Tipologie | Vol. [m ³] | D _{medio} | D0 | D1 | D2 | D3 | D4 | D5 |
| TM1 | - | - | - | - | - | - | - | - |
| TM2 | - | - | - | - | - | - | - | - |
| TM3 | - | - | - | - | - | - | - | - |
| TM4 | - | - | - | - | - | - | - | - |
| TM5 | - | - | - | - | - | - | - | - |
| TM6 | - | - | - | - | - | - | - | - |
| TM7 | - | - | - | - | - | - | - | - |
| TM8 | - | - | - | - | - | - | - | - |
| TM9 | - | - | - | - | - | - | - | - |
| TCA10 | - | - | - | - | - | - | - | - |
| TCA11 | - | - | - | - | - | - | - | - |
| TCA12 | - | - | - | - | - | - | - | - |
| TCA13 | - | - | - | - | - | - | - | - |
| TCA14 | - | - | - | - | - | - | - | - |
| TCA15 | - | - | - | - | - | - | - | - |
| TCA16 | 7 541 | 0.630 | 51% | 37% | 11% | 2% | 0% | 0% |
| TCA17 | - | - | - | - | - | - | - | - |
| TCA18 | - | - | - | - | - | - | - | - |
| TCA19 | - | - | - | - | - | - | - | - |
| altro | - | - | - | - | - | - | - | - |
| tot. | 7 541 | 0.630 | 51% | 37% | 11% | 2% | 0% | 0% |



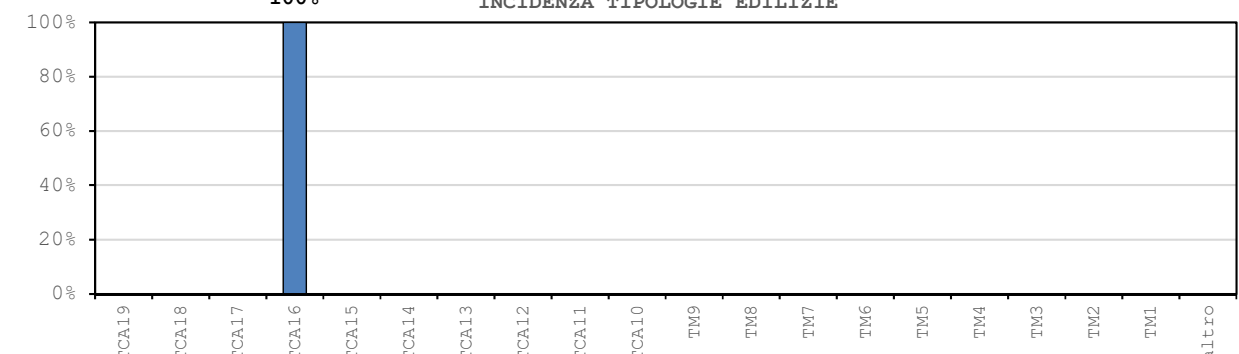


| Comparto 22 | | Cavallina 4B | | I _{EMS-98} = 9 PGA = 0.203g | | | | |
|-------------|------------------------|---|-----|--------------------------------------|-----|----|----|----|
| | | Incidenza vol. comparto a livello comunale 0.7% | | | | | | |
| Tipologie | Vol. [m ³] | D _{medio} | D0 | D1 | D2 | D3 | D4 | D5 |
| TM1 | - | - | - | - | - | - | - | - |
| TM2 | - | - | - | - | - | - | - | - |
| TM3 | - | - | - | - | - | - | - | - |
| TM4 | - | - | - | - | - | - | - | - |
| TM5 | - | - | - | - | - | - | - | - |
| TM6 | - | - | - | - | - | - | - | - |
| TM7 | - | - | - | - | - | - | - | - |
| TM8 | - | - | - | - | - | - | - | - |
| TM9 | - | - | - | - | - | - | - | - |
| TCA10 | - | - | - | - | - | - | - | - |
| TCA11 | - | - | - | - | - | - | - | - |
| TCA12 | - | - | - | - | - | - | - | - |
| TCA13 | - | - | - | - | - | - | - | - |
| TCA14 | - | - | - | - | - | - | - | - |
| TCA15 | - | - | - | - | - | - | - | - |
| TCA16 | 21 161 | 0.630 | 51% | 37% | 11% | 2% | 0% | 0% |
| TCA17 | - | - | - | - | - | - | - | - |
| TCA18 | - | - | - | - | - | - | - | - |
| TCA19 | - | - | - | - | - | - | - | - |
| altro | - | - | - | - | - | - | - | - |
| tot. | 21 161 | 0.630 | 51% | 37% | 11% | 2% | 0% | 0% |

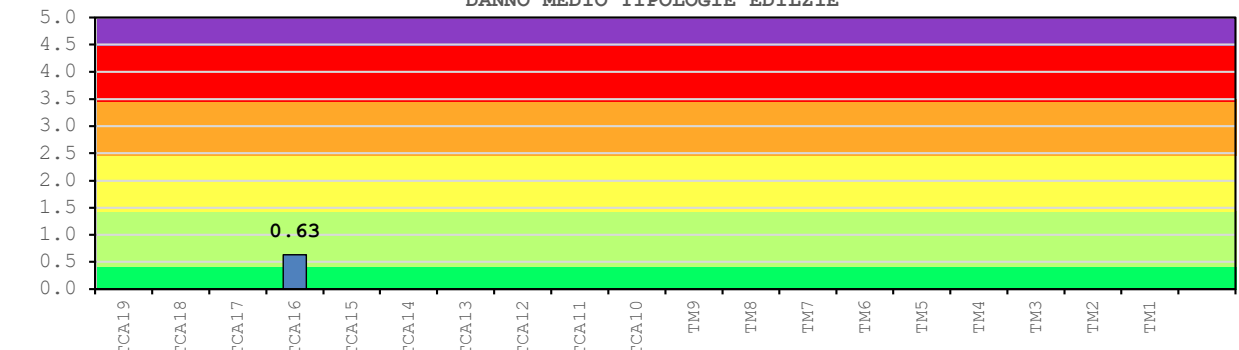
DISTRIBUZIONE DANNO SUL COMPARTO



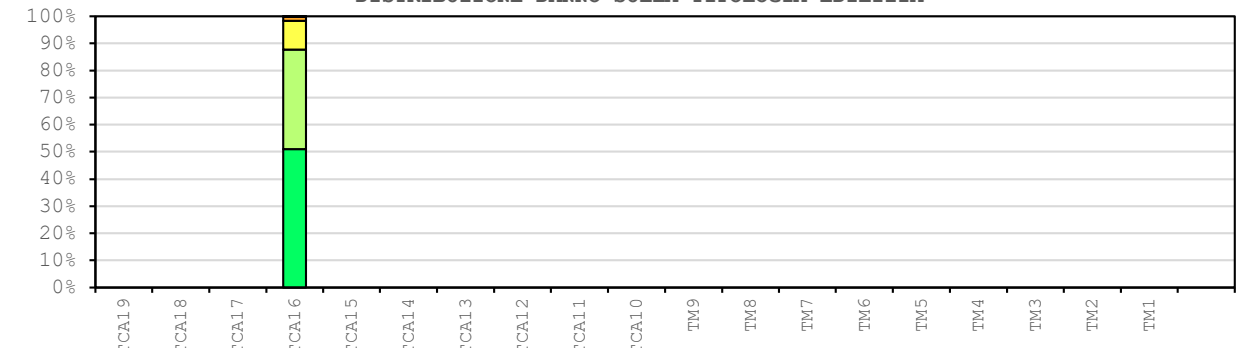
INCIDENZA TIPOLOGIE EDILIZIE



DANNO MEDIO TIPOLOGIE EDILIZIE

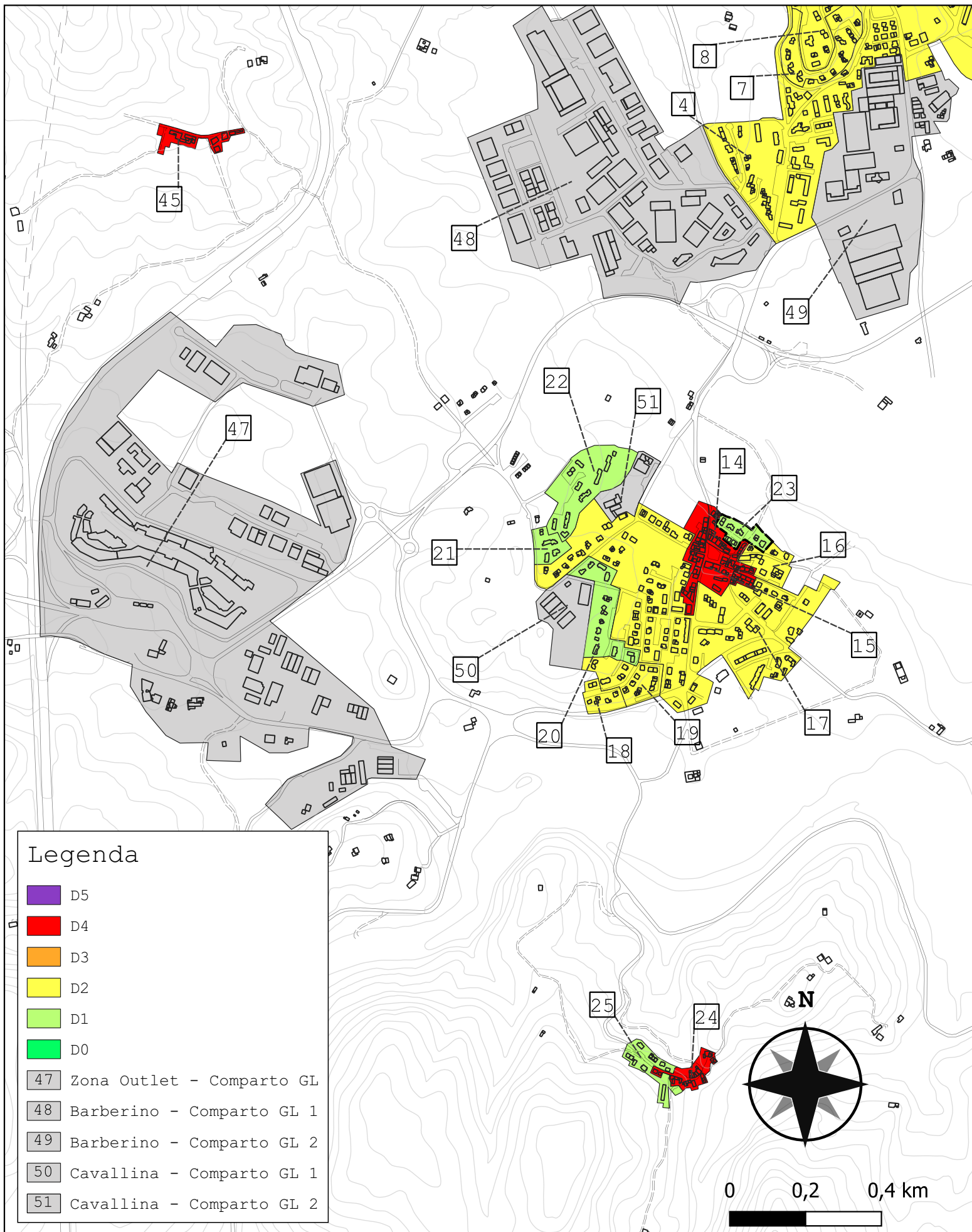


DISTRIBUZIONE DANNO SULLA TIPOLOGIA EDILIZIA



Legenda

- D5
- D4
- D3
- D2
- D1
- D0
- 47 Zona Outlet - Comparto GL
- 48 Barberino - Comparto GL 1
- 49 Barberino - Comparto GL 2
- 50 Cavallina - Comparto GL 1
- 51 Cavallina - Comparto GL 2

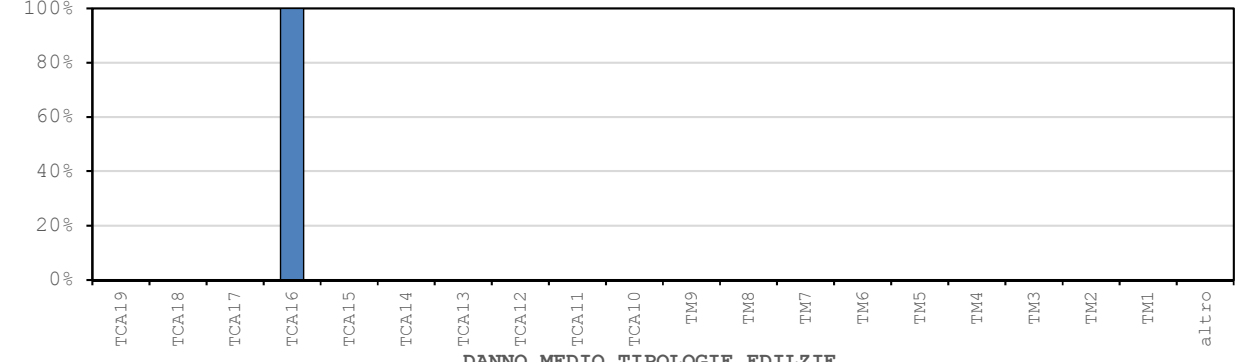


| Comparto 23 | | Cavallina 5 | | I _{EMS-98} = 9 PGA = 0.203g | | | | |
|---|------------------------|--------------------|-----|--------------------------------------|-----|----|----|----|
| Incidenza vol. comparto a livello comunale 0.3% | | | | | | | | |
| Tipologie | Vol. [m ³] | D _{medio} | D0 | D1 | D2 | D3 | D4 | D5 |
| TM1 | - | - | - | - | - | - | - | - |
| TM2 | - | - | - | - | - | - | - | - |
| TM3 | - | - | - | - | - | - | - | - |
| TM4 | - | - | - | - | - | - | - | - |
| TM5 | - | - | - | - | - | - | - | - |
| TM6 | - | - | - | - | - | - | - | - |
| TM7 | - | - | - | - | - | - | - | - |
| TM8 | - | - | - | - | - | - | - | - |
| TM9 | - | - | - | - | - | - | - | - |
| TCA10 | - | - | - | - | - | - | - | - |
| TCA11 | - | - | - | - | - | - | - | - |
| TCA12 | - | - | - | - | - | - | - | - |
| TCA13 | - | - | - | - | - | - | - | - |
| TCA14 | - | - | - | - | - | - | - | - |
| TCA15 | - | - | - | - | - | - | - | - |
| TCA16 | 8 012 | 0.630 | 51% | 37% | 11% | 2% | 0% | 0% |
| TCA17 | - | - | - | - | - | - | - | - |
| TCA18 | - | - | - | - | - | - | - | - |
| TCA19 | - | - | - | - | - | - | - | - |
| altro | - | - | - | - | - | - | - | - |
| tot. | 8 012 | 0.630 | 51% | 37% | 11% | 2% | 0% | 0% |

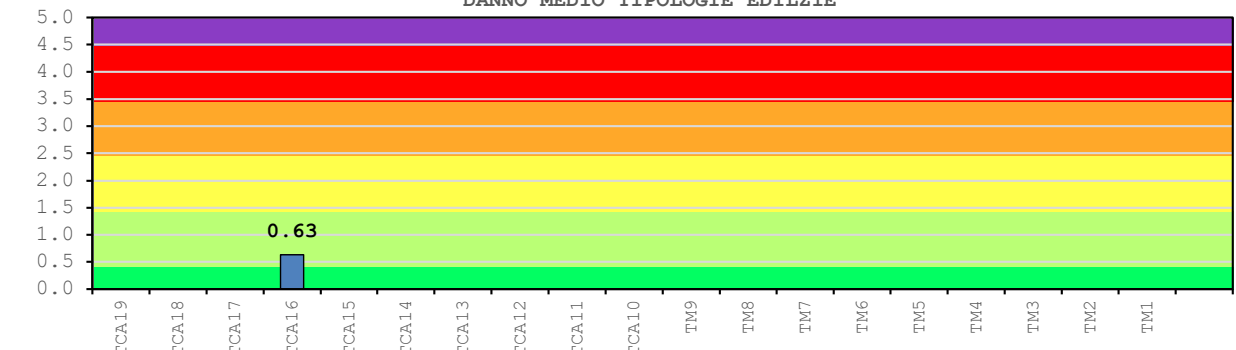
DISTRIBUZIONE DANNO SUL COMPARTO



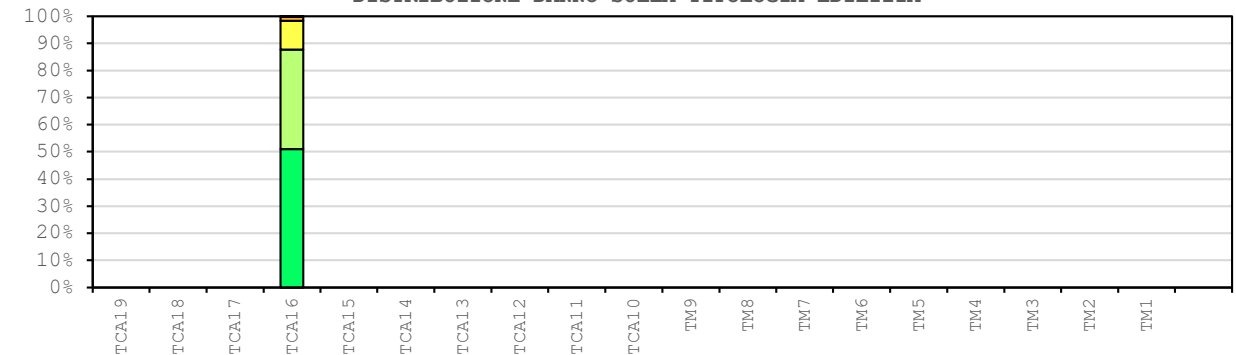
INCIDENZA TIPOLOGIE EDILIZIE



DANNO MEDIO TIPOLOGIE EDILIZIE



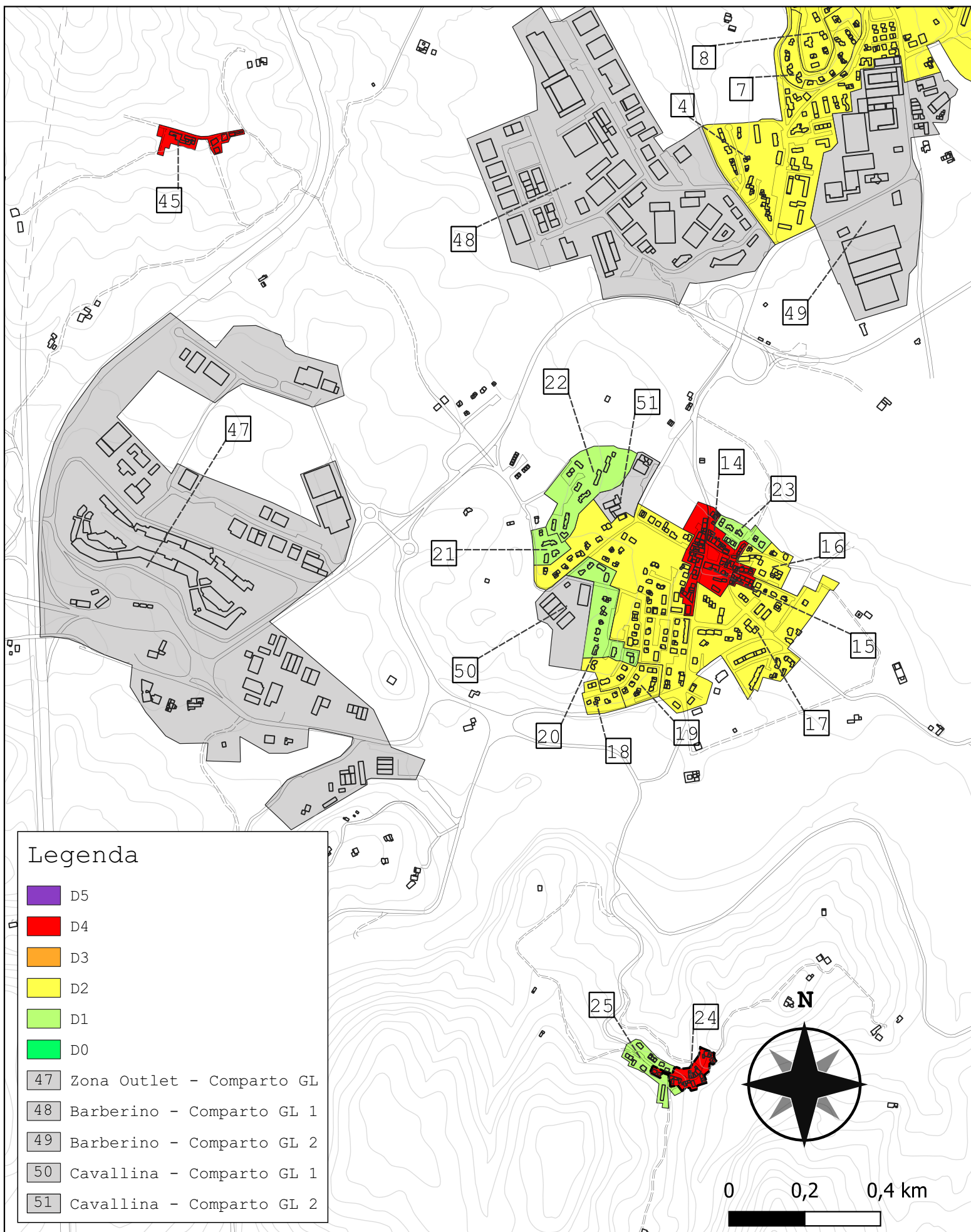
DISTRIBUZIONE DANNO SULLA TIPOLOGIA EDILIZIA



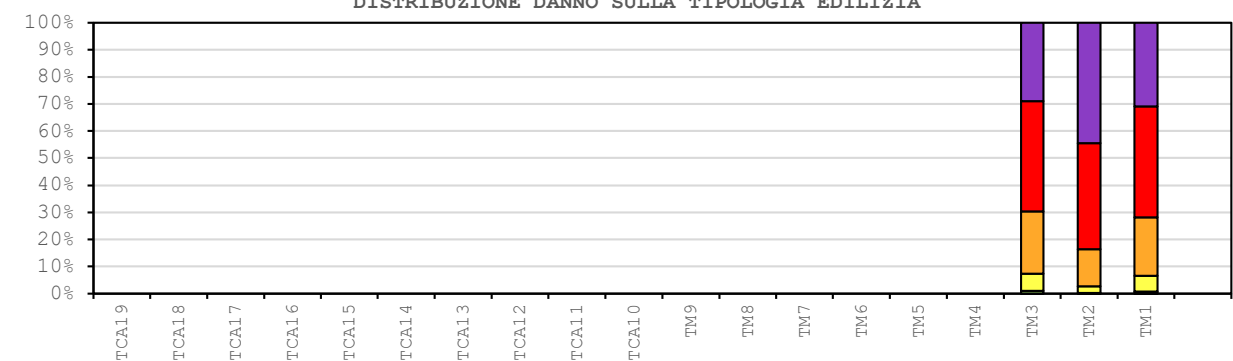
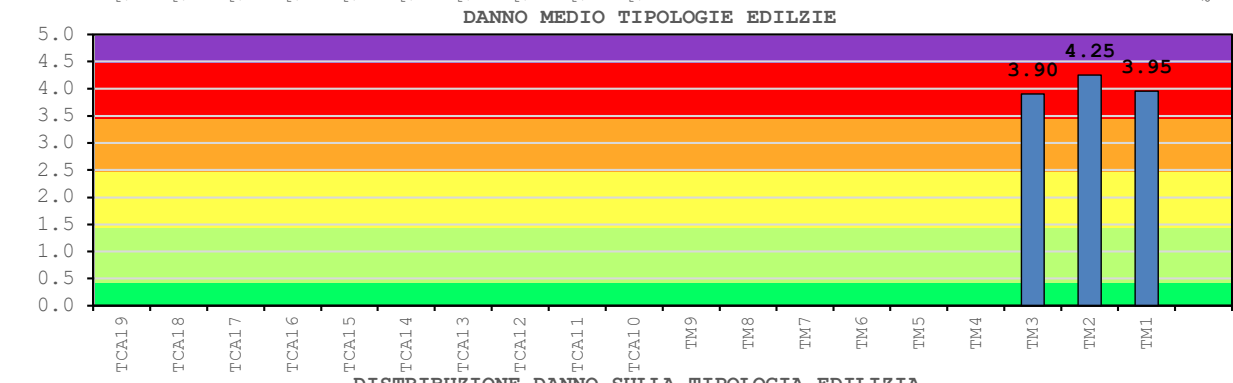
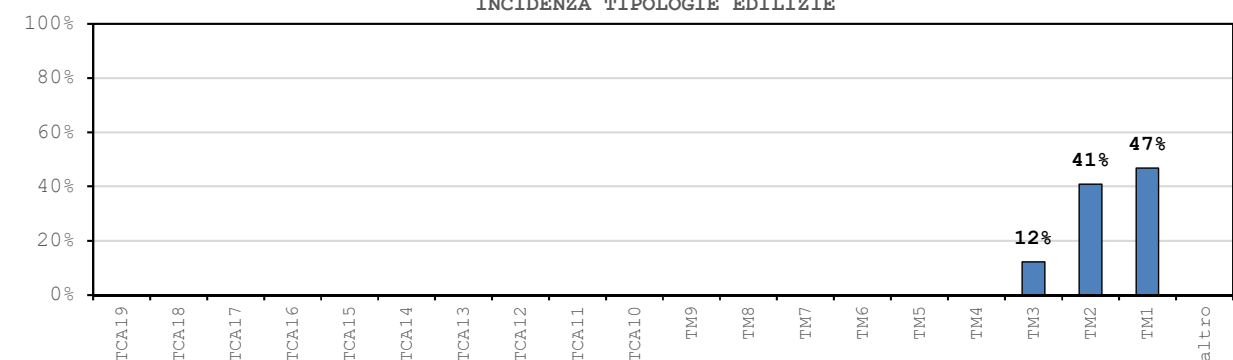
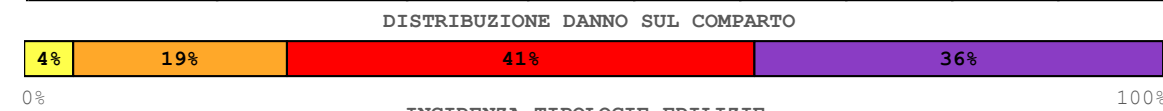
Legenda

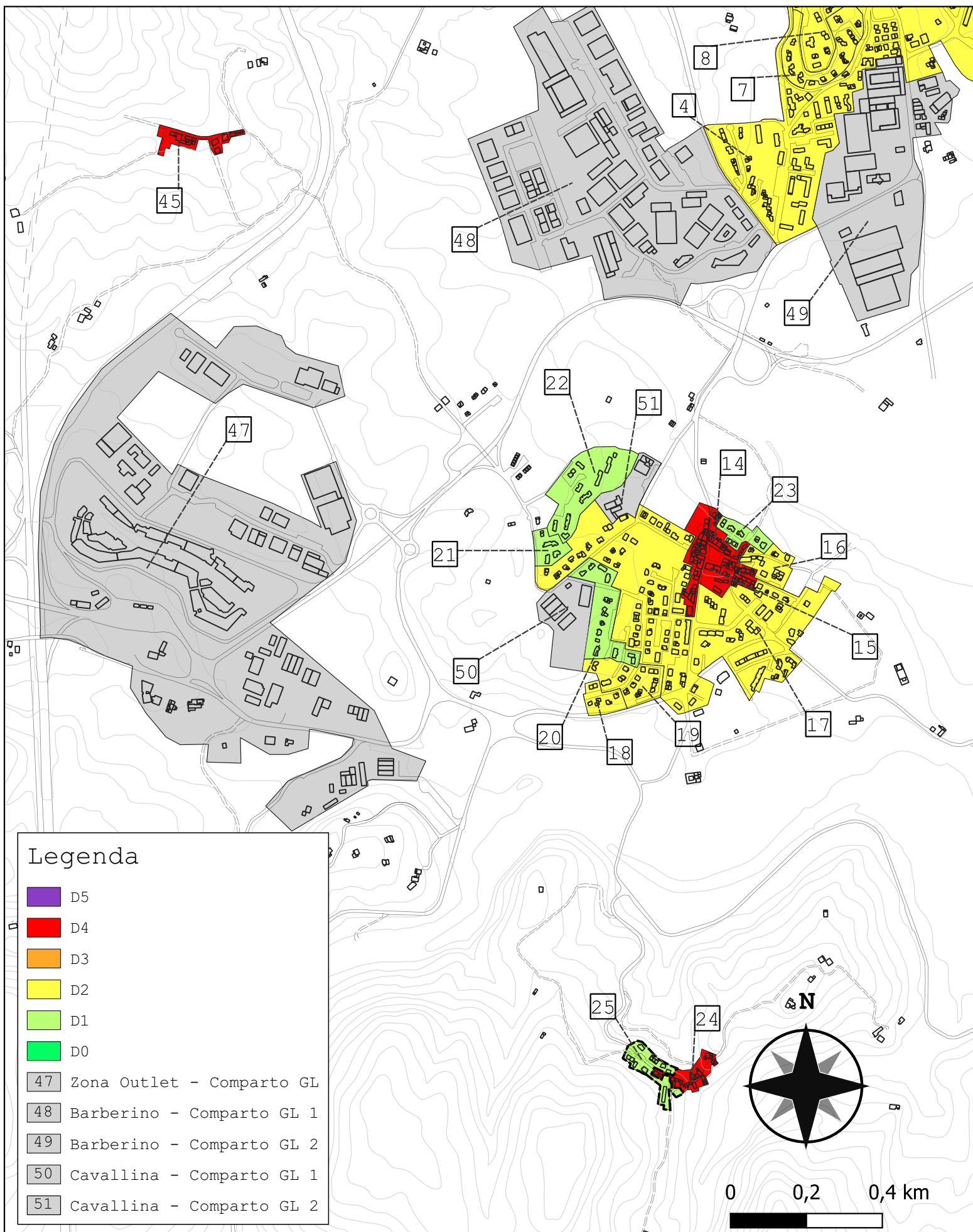
- D5
- D4
- D3
- D2
- D1
- D0
- 47 Zona Outlet - Comparto GL
- 48 Barberino - Comparto GL 1
- 49 Barberino - Comparto GL 2
- 50 Cavallina - Comparto GL 1
- 51 Cavallina - Comparto GL 2



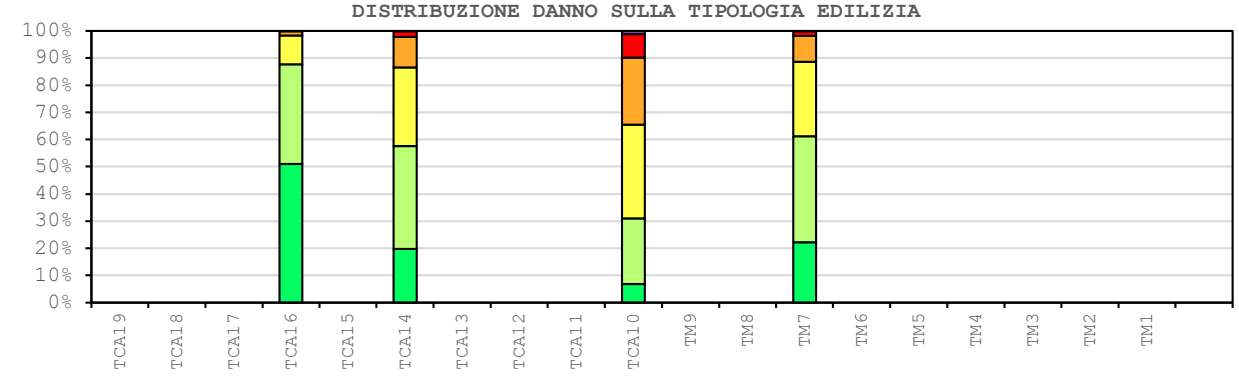
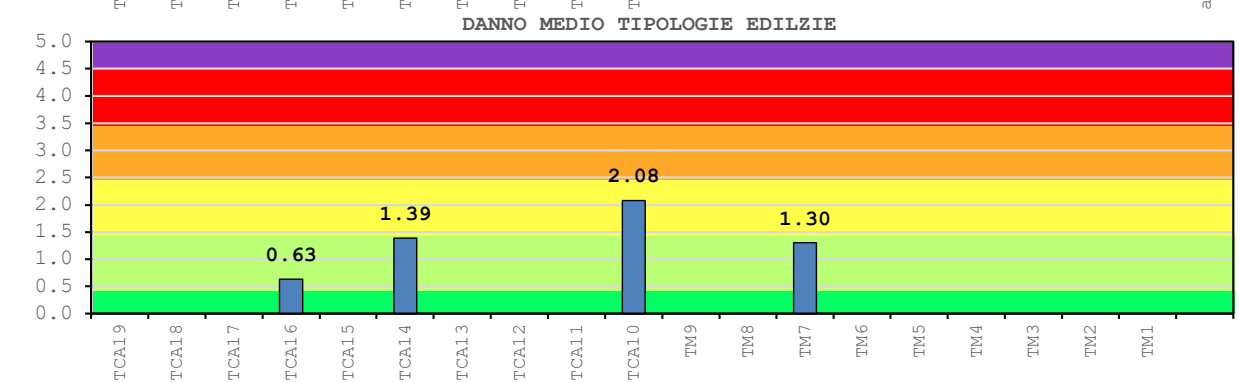
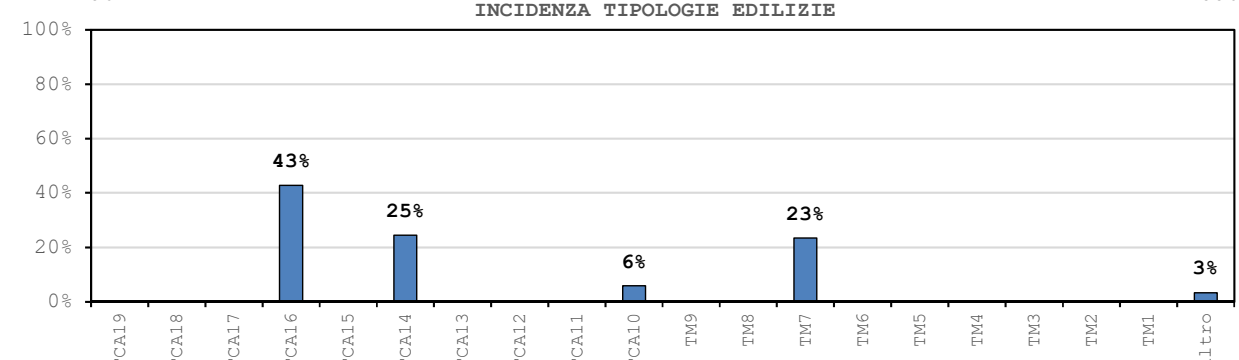
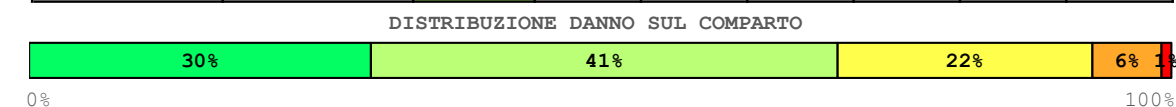


| Comparto 24 | | Latera 1 | | $I_{EMS-98} = 9$ $PGA = 0.203g$ | | | | |
|---|------------------------|--------------------|----|---------------------------------|----|-----|-----|-----|
| Incidenza vol. comparto a livello comunale 0.4% | | | | | | | | |
| Tipologie | Vol. [m ³] | D _{medio} | D0 | D1 | D2 | D3 | D4 | D5 |
| TM1 | 5 104 | 3.955 | 0% | 1% | 6% | 22% | 41% | 31% |
| TM2 | 4 460 | 4.251 | 0% | 0% | 2% | 14% | 39% | 44% |
| TM3 | 1 337 | 3.902 | 0% | 1% | 6% | 23% | 41% | 29% |
| TM4 | - | - | - | - | - | - | - | - |
| TM5 | - | - | - | - | - | - | - | - |
| TM6 | - | - | - | - | - | - | - | - |
| TM7 | - | - | - | - | - | - | - | - |
| TM8 | - | - | - | - | - | - | - | - |
| TM9 | - | - | - | - | - | - | - | - |
| TCA10 | - | - | - | - | - | - | - | - |
| TCA11 | - | - | - | - | - | - | - | - |
| TCA12 | - | - | - | - | - | - | - | - |
| TCA13 | - | - | - | - | - | - | - | - |
| TCA14 | - | - | - | - | - | - | - | - |
| TCA15 | - | - | - | - | - | - | - | - |
| TCA16 | - | - | - | - | - | - | - | - |
| TCA17 | - | - | - | - | - | - | - | - |
| TCA18 | - | - | - | - | - | - | - | - |
| TCA19 | - | - | - | - | - | - | - | - |
| altro | - | - | - | - | - | - | - | - |
| tot. | 10 901 | 4.069 | 0% | 0% | 4% | 19% | 41% | 36% |

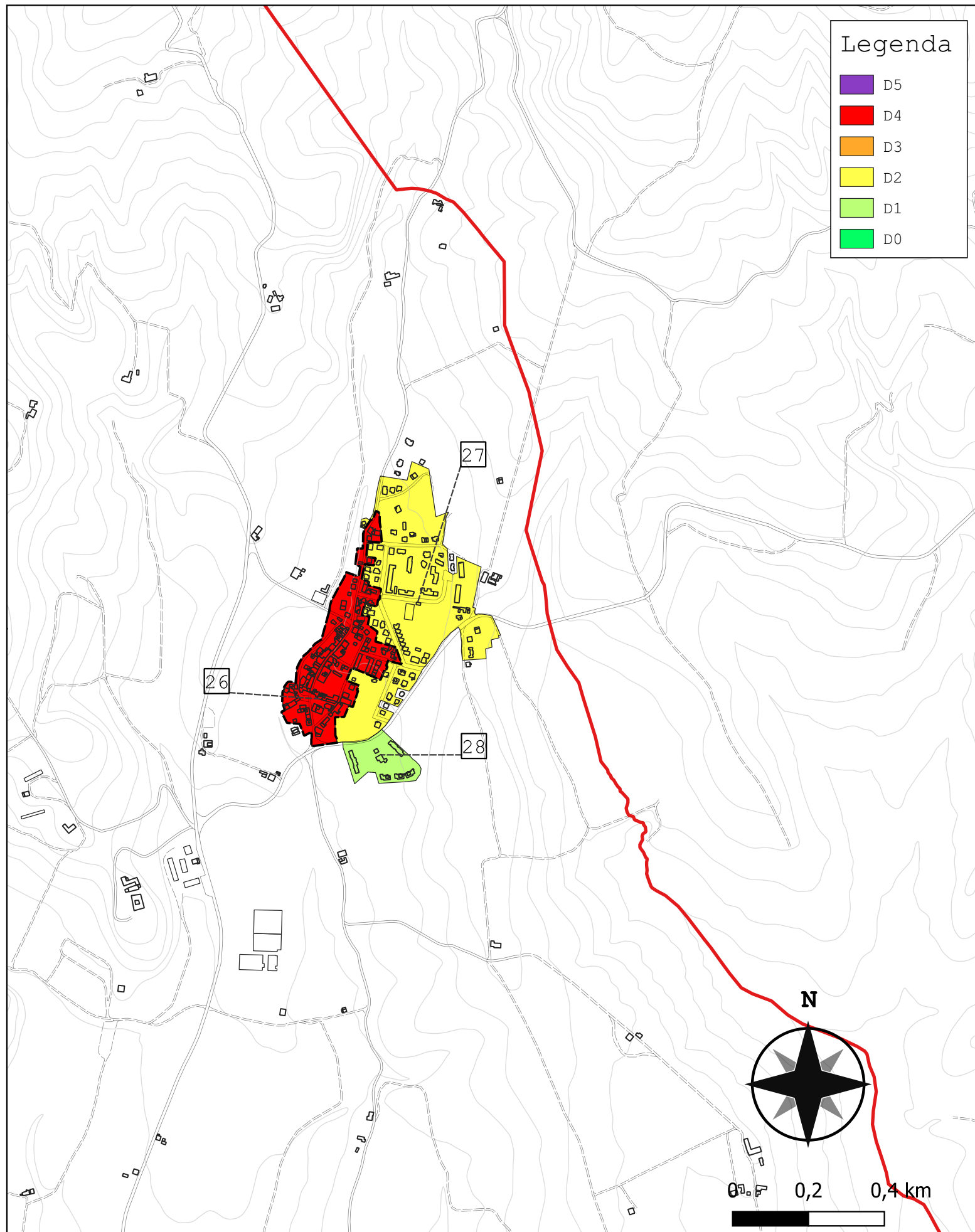




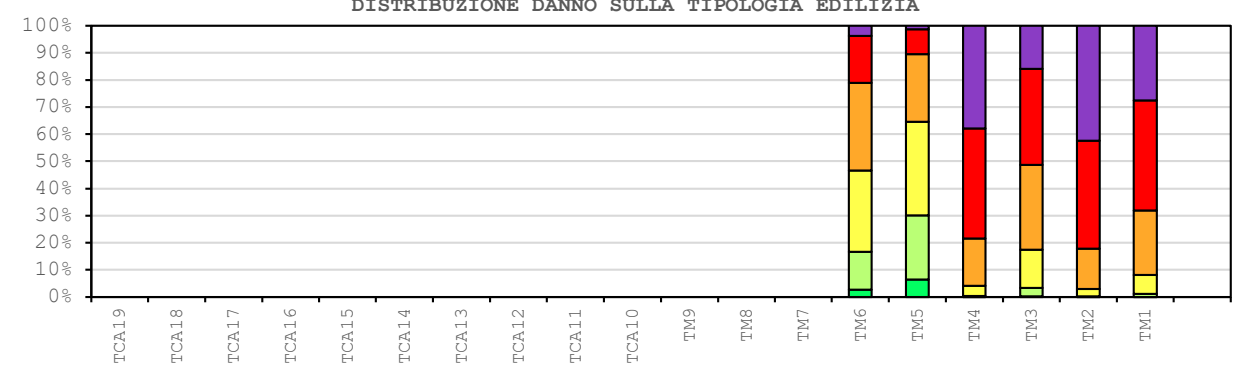
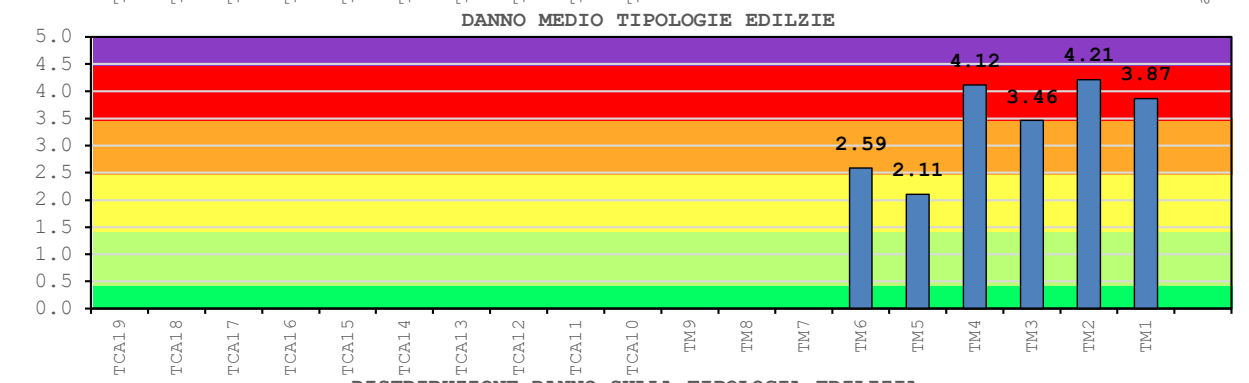
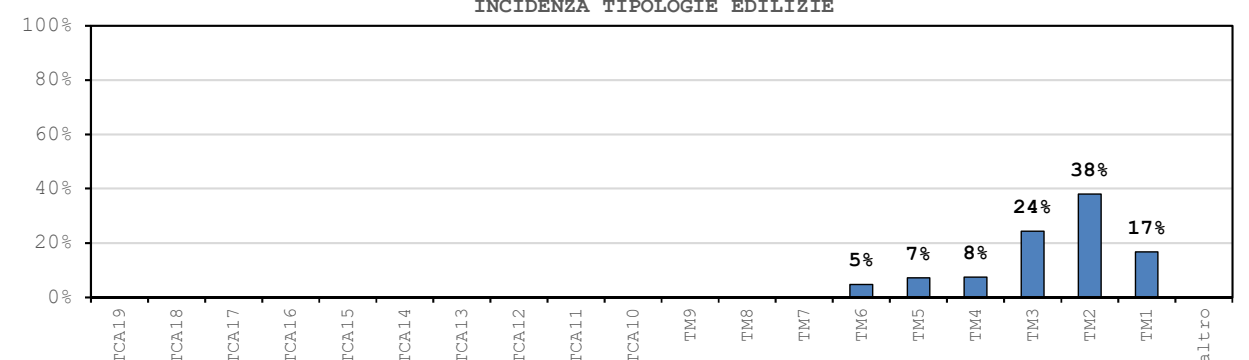
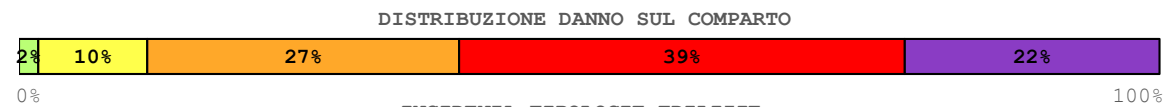
| Comparto 25 | | Latera 2 | | $I_{EMS-98} = 9$ $PGA = 0.203g$ | | | | | |
|---|------------------------|--------------------|-----|---------------------------------|-----|-----|----|----|--|
| Incidenza vol. comparto a livello comunale 0.3% | | | | | | | | | |
| Tipologie | Vol. [m ³] | D _{medio} | D0 | D1 | D2 | D3 | D4 | D5 | |
| TM1 | - | - | - | - | - | - | - | - | |
| TM2 | - | - | - | - | - | - | - | - | |
| TM3 | - | - | - | - | - | - | - | - | |
| TM4 | - | - | - | - | - | - | - | - | |
| TM5 | - | - | - | - | - | - | - | - | |
| TM6 | - | - | - | - | - | - | - | - | |
| TM7 | 2 115 | 1.300 | 22% | 39% | 27% | 10% | 2% | 0% | |
| TM8 | - | - | - | - | - | - | - | - | |
| TM9 | - | - | - | - | - | - | - | - | |
| TCA10 | 530 | 2.078 | 7% | 24% | 34% | 25% | 9% | 1% | |
| TCA11 | - | - | - | - | - | - | - | - | |
| TCA12 | - | - | - | - | - | - | - | - | |
| TCA13 | - | - | - | - | - | - | - | - | |
| TCA14 | 2 217 | 1.386 | 20% | 38% | 29% | 11% | 2% | 0% | |
| TCA15 | - | - | - | - | - | - | - | - | |
| TCA16 | 3 864 | 0.630 | 51% | 37% | 11% | 2% | 0% | 0% | |
| TCA17 | - | - | - | - | - | - | - | - | |
| TCA18 | - | - | - | - | - | - | - | - | |
| TCA19 | - | - | - | - | - | - | - | - | |
| altro | 307 | - | - | - | - | - | - | - | |
| tot. | 9 033 | 1.072 | 30% | 41% | 22% | 6% | 1% | 0% | |

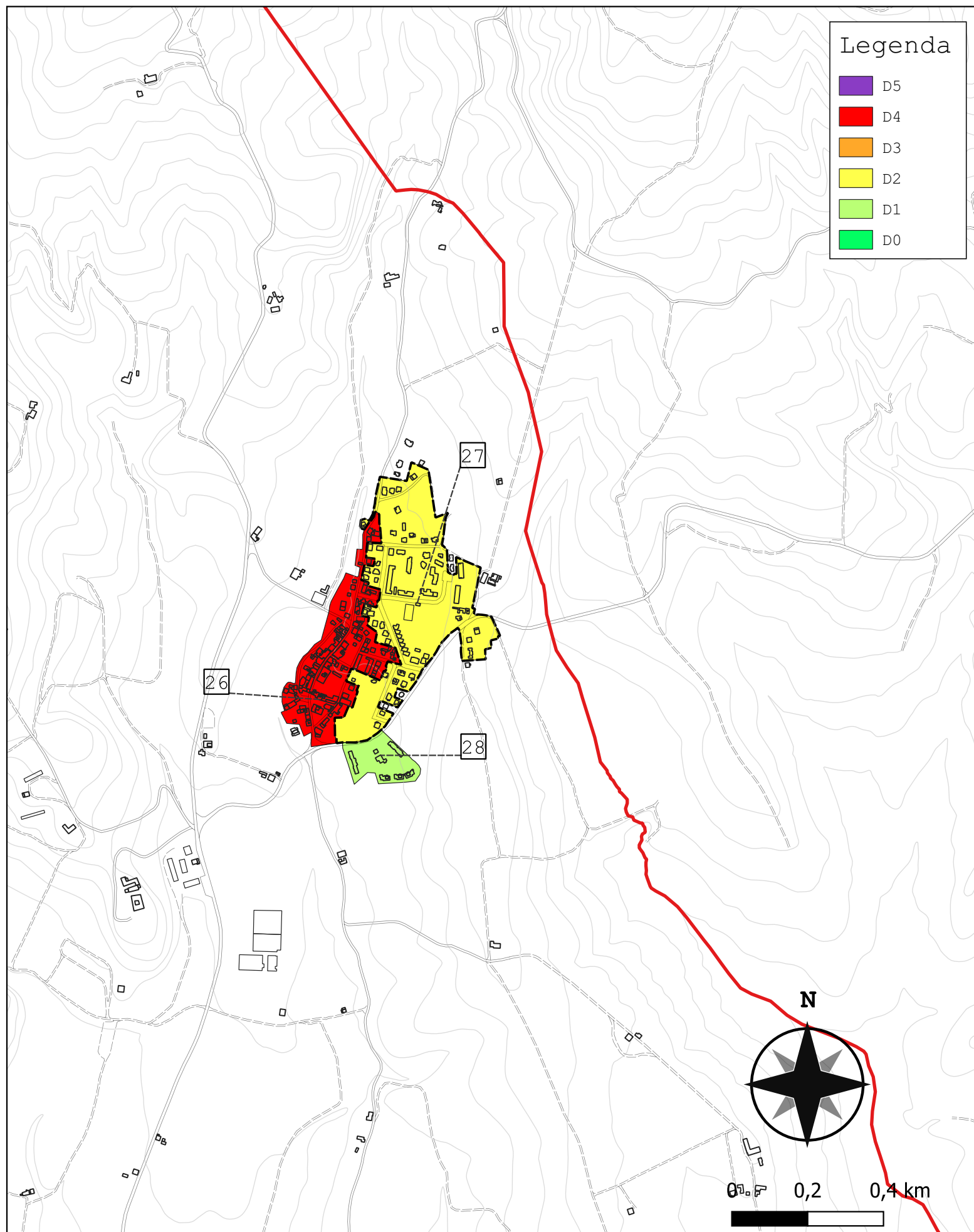


- Legenda**
- D5
 - D4
 - D3
 - D2
 - D1
 - D0
 - 47 Zona Outlet - Comparto GL
 - 48 Barberino - Comparto GL 1
 - 49 Barberino - Comparto GL 2
 - 50 Cavallina - Comparto GL 1
 - 51 Cavallina - Comparto GL 2




| Comparto 26 | | Galliano 1 | | I _{EMS-98} = 9 PGA = 0.203g | | | | | |
|-------------|------------------------|---|----|--------------------------------------|-----|-----|-----|-----|--|
| | | Incidenza vol. comparto a livello comunale 4.3% | | | | | | | |
| Tipologie | Vol. [m ³] | D _{medio} | D0 | D1 | D2 | D3 | D4 | D5 | |
| TM1 | 22 277 | 3.865 | 0% | 1% | 7% | 24% | 41% | 28% | |
| TM2 | 50 547 | 4.213 | 0% | 0% | 3% | 15% | 40% | 42% | |
| TM3 | 32 477 | 3.461 | 0% | 3% | 14% | 31% | 35% | 16% | |
| TM4 | 10 003 | 4.119 | 0% | 0% | 4% | 17% | 41% | 38% | |
| TM5 | 9 573 | 2.107 | 6% | 24% | 34% | 25% | 9% | 1% | |
| TM6 | 6 307 | 2.589 | 3% | 14% | 30% | 32% | 17% | 4% | |
| TM7 | - | - | - | - | - | - | - | - | |
| TM8 | - | - | - | - | - | - | - | - | |
| TM9 | - | - | - | - | - | - | - | - | |
| TCA10 | - | - | - | - | - | - | - | - | |
| TCA11 | - | - | - | - | - | - | - | - | |
| TCA12 | - | - | - | - | - | - | - | - | |
| TCA13 | - | - | - | - | - | - | - | - | |
| TCA14 | - | - | - | - | - | - | - | - | |
| TCA15 | - | - | - | - | - | - | - | - | |
| TCA16 | - | - | - | - | - | - | - | - | |
| TCA17 | - | - | - | - | - | - | - | - | |
| TCA18 | - | - | - | - | - | - | - | - | |
| TCA19 | - | - | - | - | - | - | - | - | |
| altro | - | - | - | - | - | - | - | - | |
| tot. | 133 014 | 3.704 | 0% | 2% | 10% | 27% | 39% | 22% | |



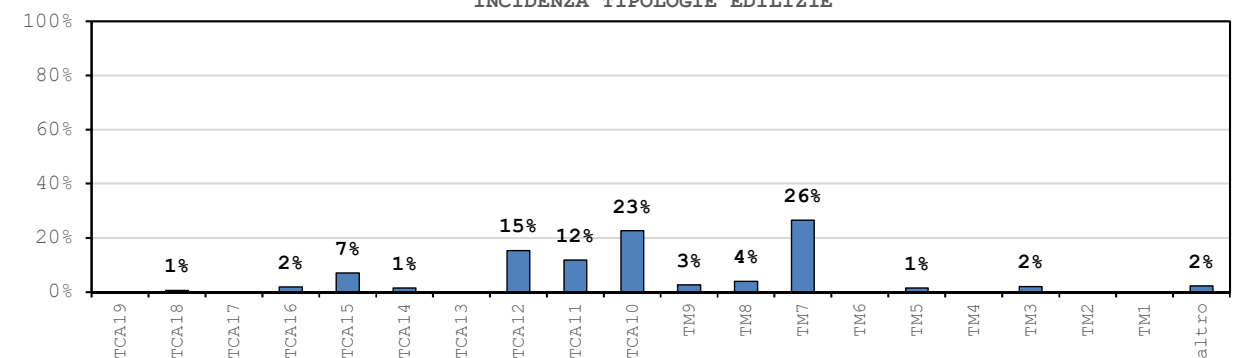


| Comparto 27 | | Galliano 2 | | I _{EMS-98} = 9 PGA = 0.203g | | | | | |
|---|------------------------|--------------------|-----|--------------------------------------|-----|-----|-----|-----|--|
| Incidenza vol. comparto a livello comunale 3% | | | | | | | | | |
| Tipologie | Vol. [m ³] | D _{medio} | D0 | D1 | D2 | D3 | D4 | D5 | |
| TM1 | - | - | - | - | - | - | - | - | |
| TM2 | - | - | - | - | - | - | - | - | |
| TM3 | 1 861 | 3.369 | 0% | 4% | 16% | 33% | 34% | 14% | |
| TM4 | - | - | - | - | - | - | - | - | |
| TM5 | 1 372 | 1.848 | 10% | 29% | 34% | 20% | 6% | 1% | |
| TM6 | - | - | - | - | - | - | - | - | |
| TM7 | 24 445 | 1.422 | 19% | 37% | 30% | 12% | 2% | 0% | |
| TM8 | 3 672 | 1.568 | 15% | 35% | 32% | 15% | 3% | 0% | |
| TM9 | 2 460 | 1.893 | 9% | 28% | 34% | 21% | 6% | 1% | |
| TCA10 | 20 905 | 2.059 | 7% | 25% | 35% | 24% | 8% | 1% | |
| TCA11 | 10 844 | 2.201 | 5% | 22% | 34% | 27% | 11% | 2% | |
| TCA12 | 14 205 | 1.661 | 13% | 33% | 33% | 16% | 4% | 0% | |
| TCA13 | - | - | - | - | - | - | - | - | |
| TCA14 | 1 301 | 1.382 | 20% | 38% | 29% | 11% | 2% | 0% | |
| TCA15 | 6 484 | 1.491 | 17% | 36% | 31% | 13% | 3% | 0% | |
| TCA16 | 1 806 | 0.630 | 51% | 37% | 11% | 2% | 0% | 0% | |
| TCA17 | - | - | - | - | - | - | - | - | |
| TCA18 | 524 | 0.460 | 62% | 31% | 6% | 1% | 0% | 0% | |
| TCA19 | - | - | - | - | - | - | - | - | |
| altro | 2 159 | - | - | - | - | - | - | - | |
| tot. | 92 286 | 1.756 | 11% | 31% | 34% | 18% | 5% | 1% | |

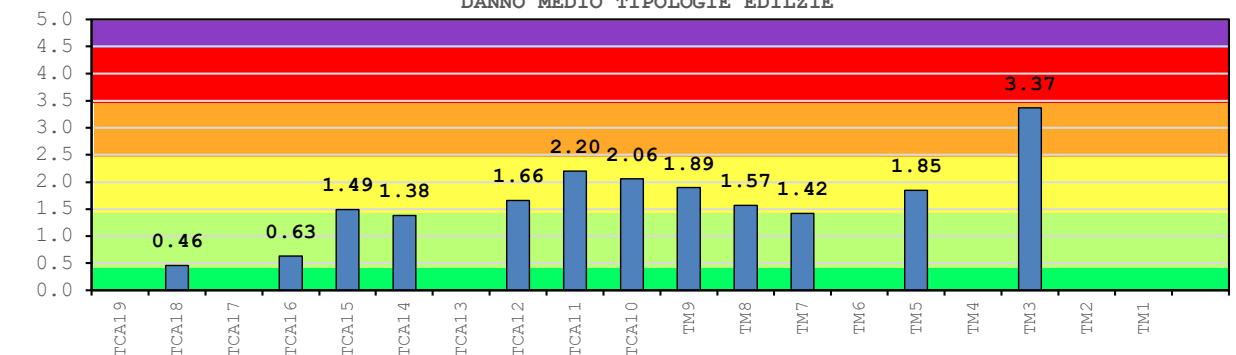
DISTRIBUZIONE DANNO SUL COMPARTO



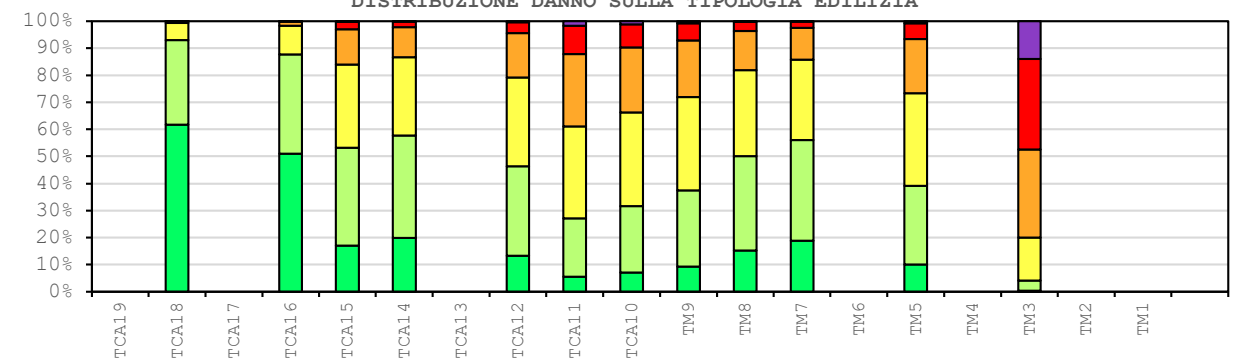
INCIDENZA TIPOLOGIE EDILIZIE

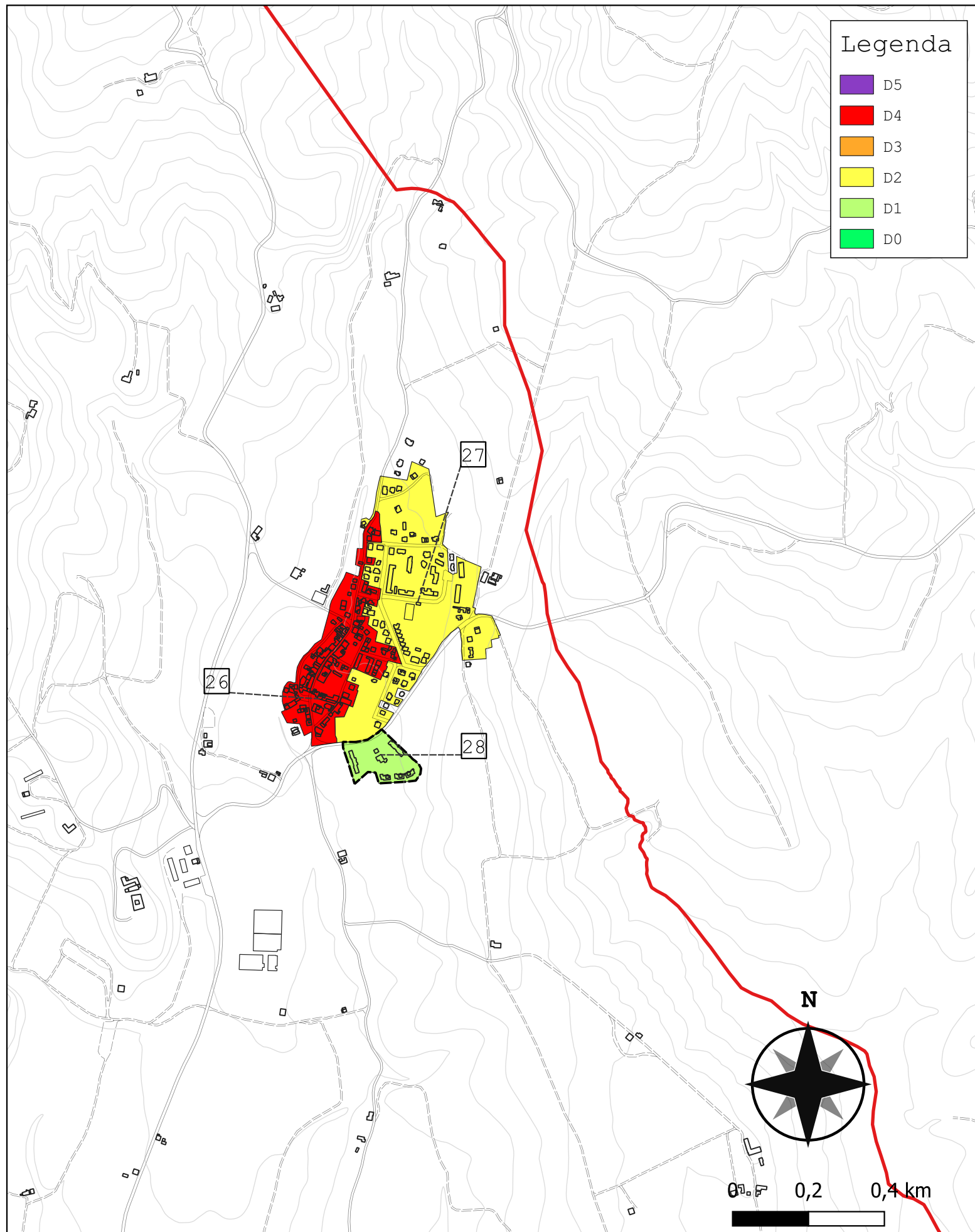


DANNO MEDIO TIPOLOGIE EDILIZIE

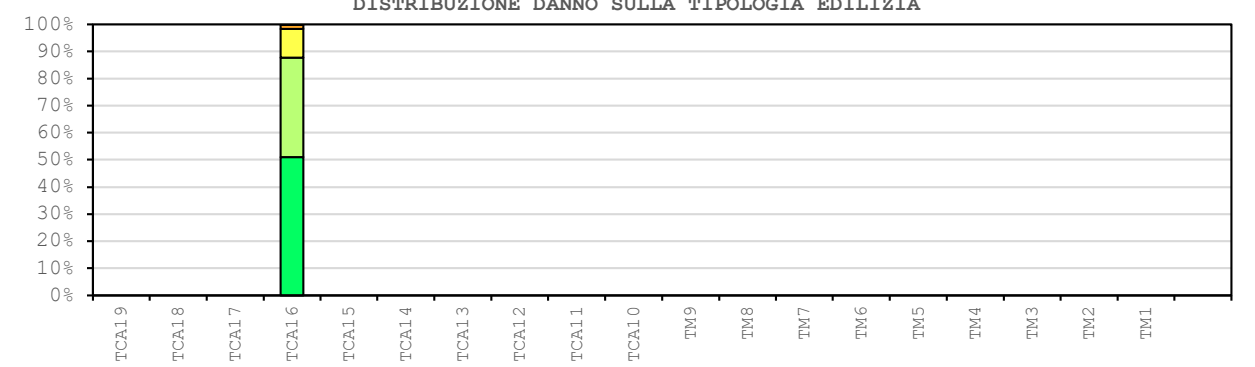
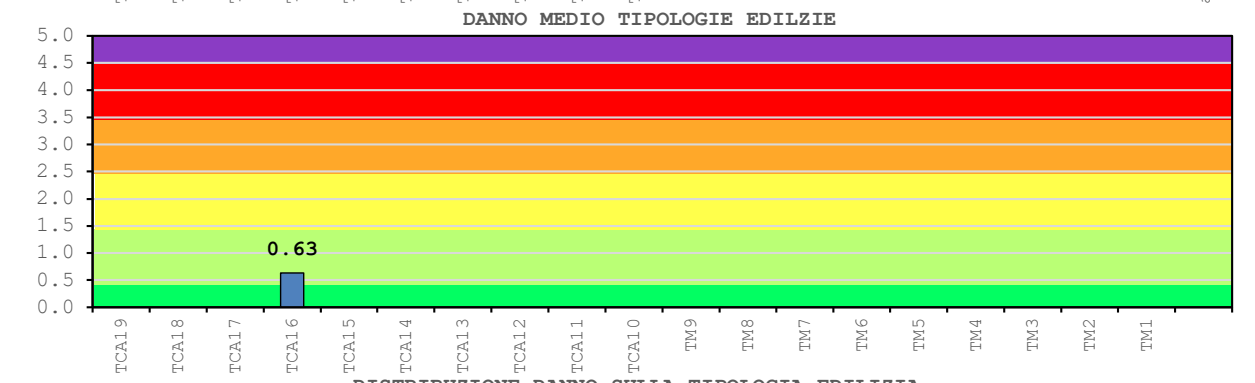
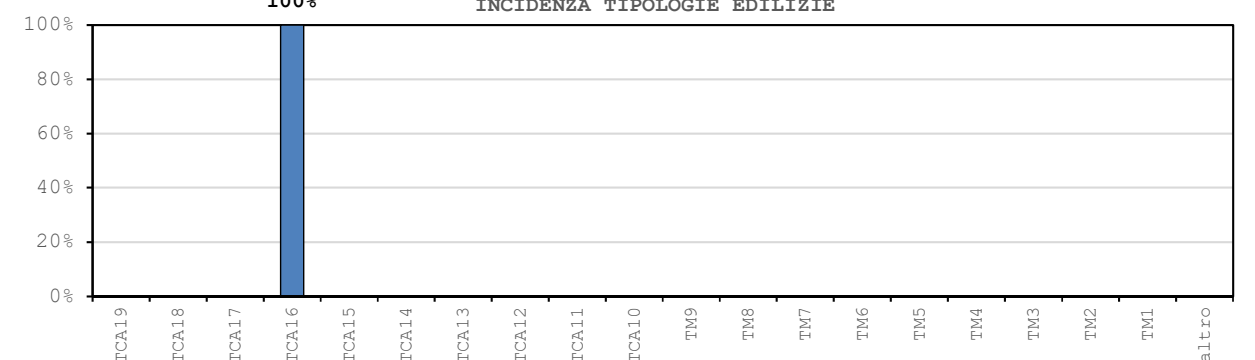
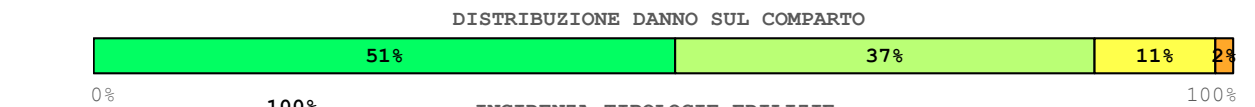


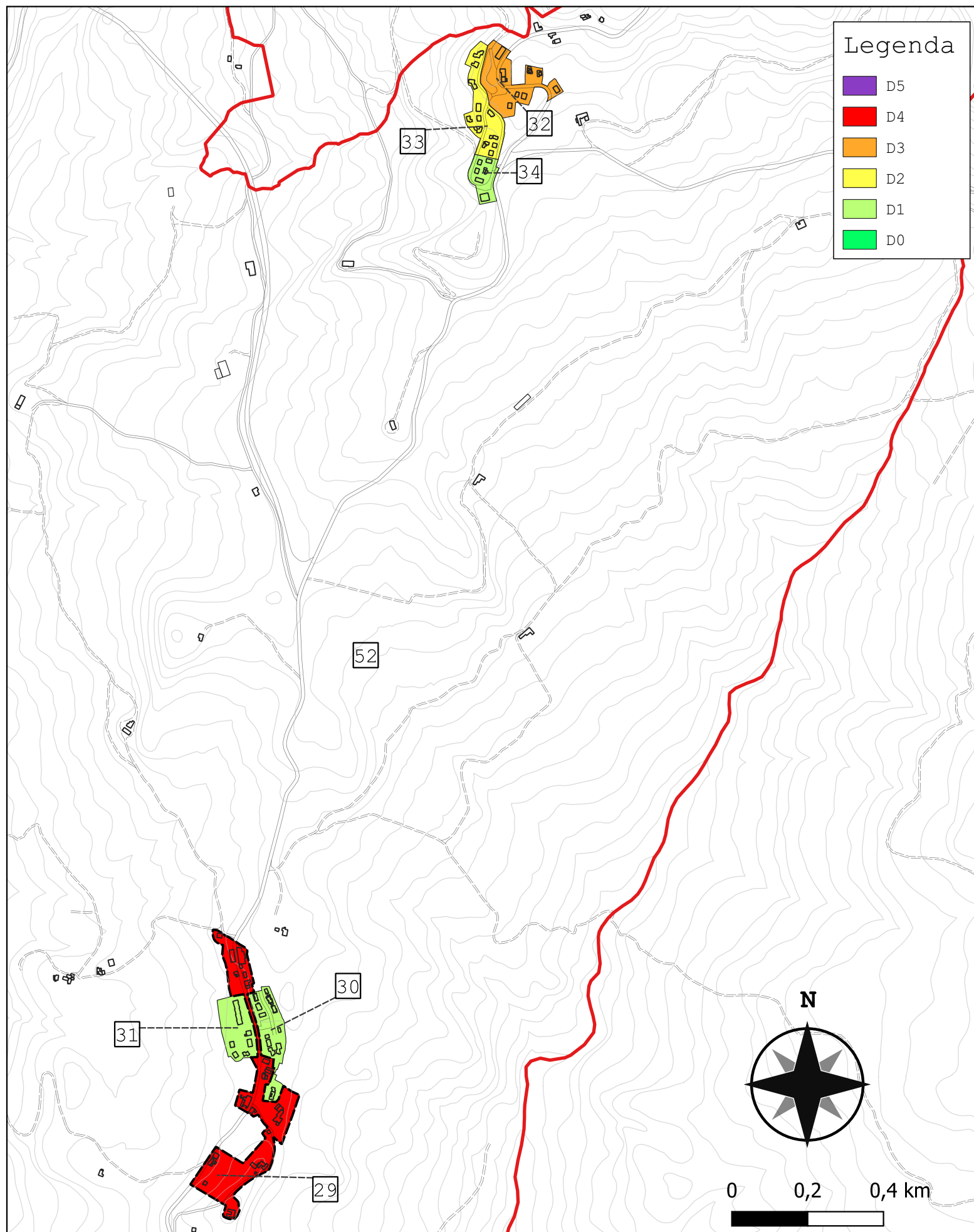
DISTRIBUZIONE DANNO SULLA TIPOLOGIA EDILIZIA



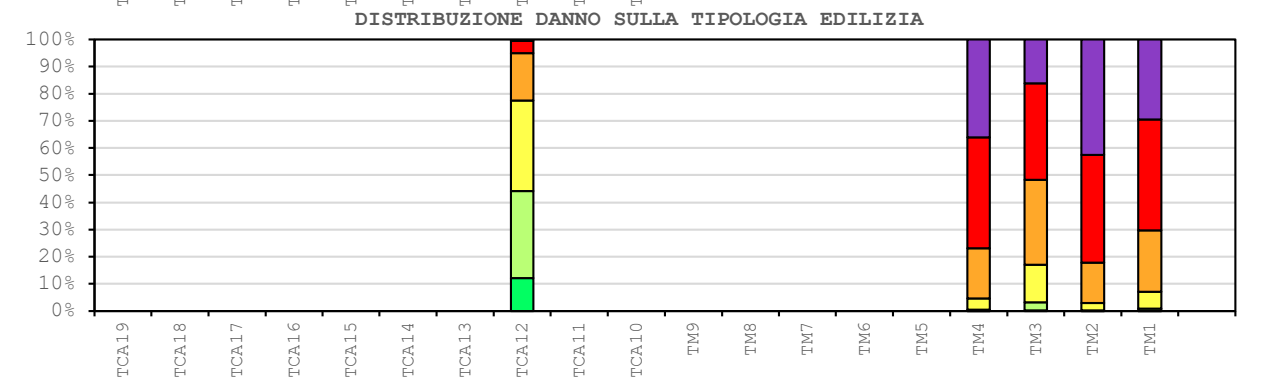
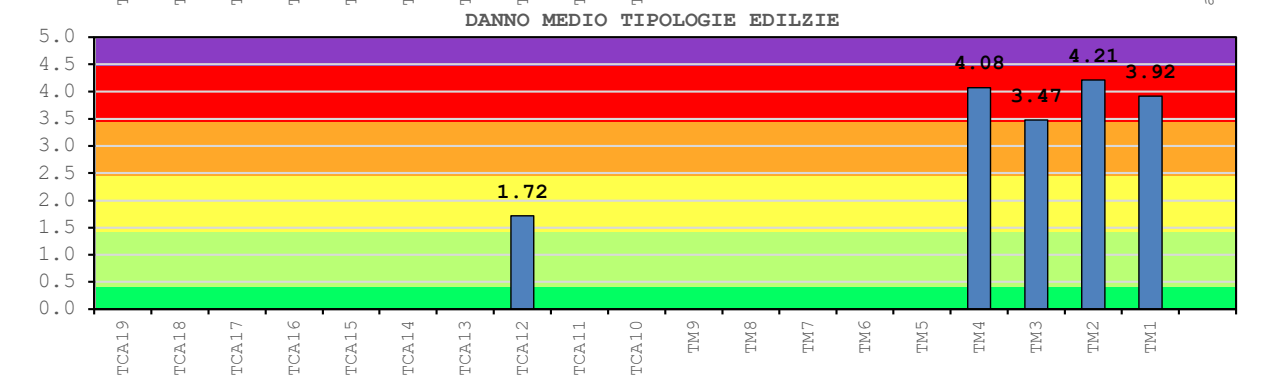
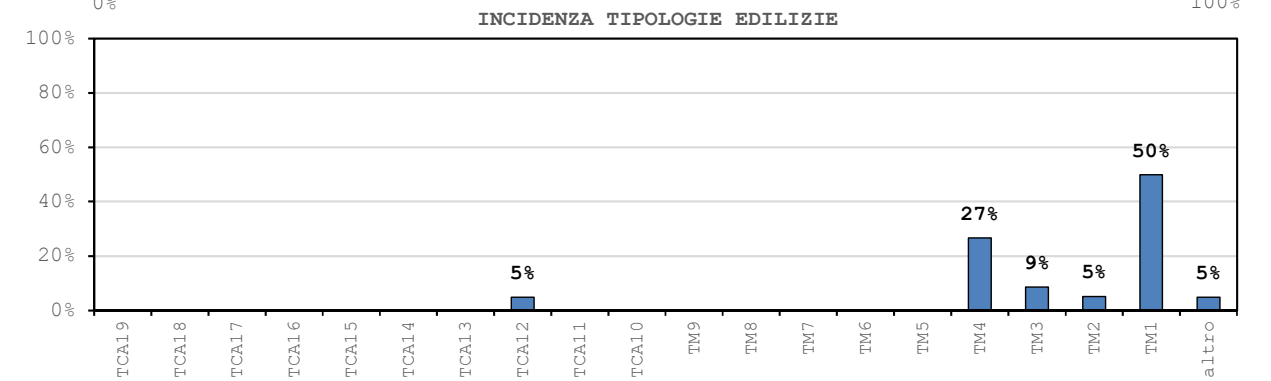
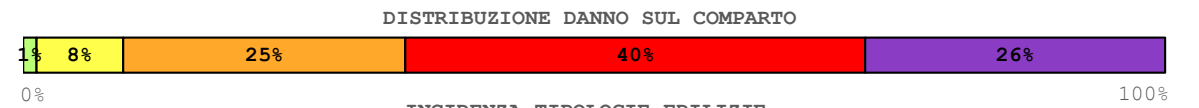


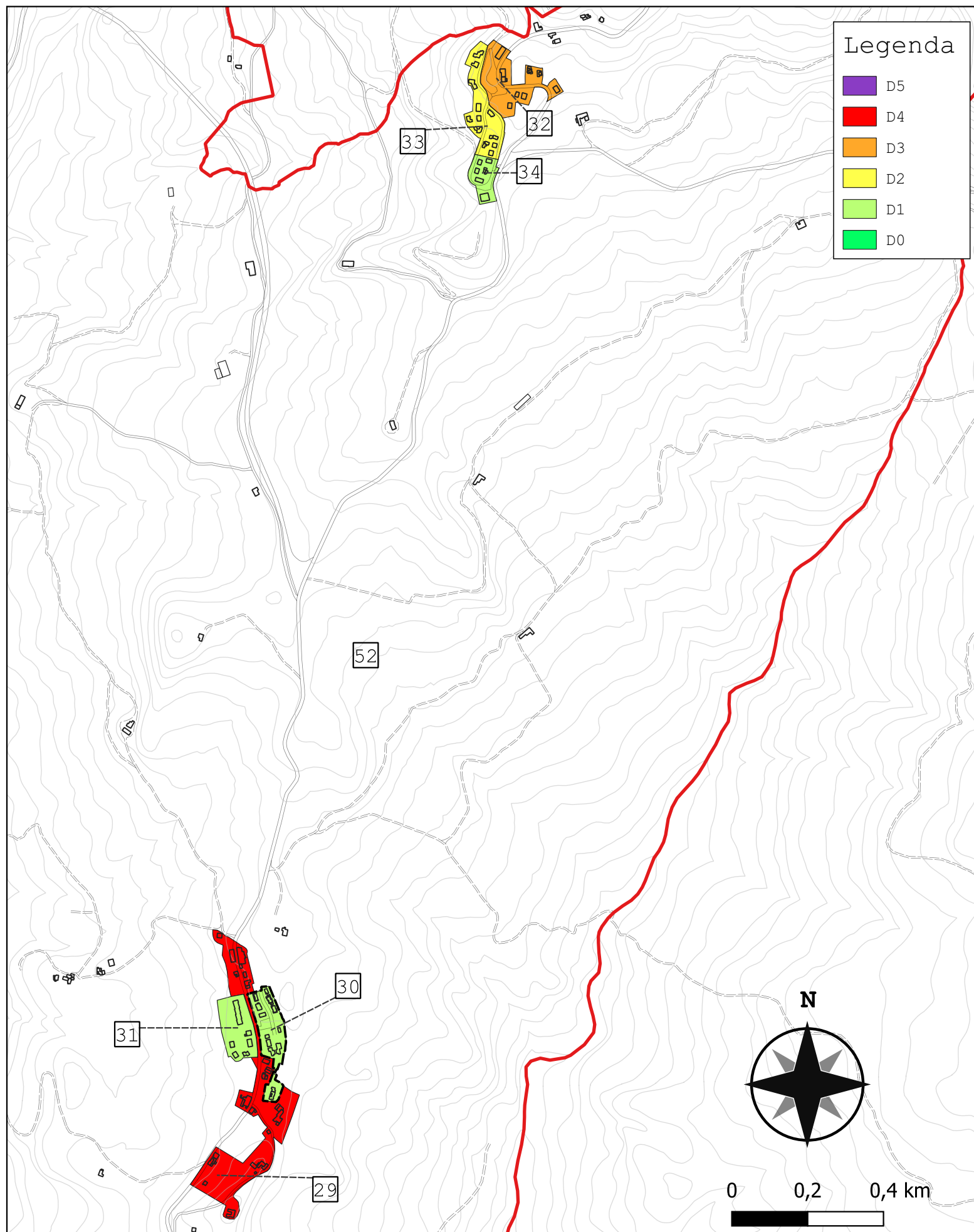
| Comparto 28 | | Galliano 3 | | I _{EMS-98} = 9 PGA = 0.203g | | | | |
|---|------------------------|--------------------|-----|--------------------------------------|-----|----|----|----|
| Incidenza vol. comparto a livello comunale 0.6% | | | | | | | | |
| Tipologie | Vol. [m ³] | D _{medio} | D0 | D1 | D2 | D3 | D4 | D5 |
| TM1 | - | - | - | - | - | - | - | - |
| TM2 | - | - | - | - | - | - | - | - |
| TM3 | - | - | - | - | - | - | - | - |
| TM4 | - | - | - | - | - | - | - | - |
| TM5 | - | - | - | - | - | - | - | - |
| TM6 | - | - | - | - | - | - | - | - |
| TM7 | - | - | - | - | - | - | - | - |
| TM8 | - | - | - | - | - | - | - | - |
| TM9 | - | - | - | - | - | - | - | - |
| TCA10 | - | - | - | - | - | - | - | - |
| TCA11 | - | - | - | - | - | - | - | - |
| TCA12 | - | - | - | - | - | - | - | - |
| TCA13 | - | - | - | - | - | - | - | - |
| TCA14 | - | - | - | - | - | - | - | - |
| TCA15 | - | - | - | - | - | - | - | - |
| TCA16 | 17 712 | 0.630 | 51% | 37% | 11% | 2% | 0% | 0% |
| TCA17 | - | - | - | - | - | - | - | - |
| TCA18 | - | - | - | - | - | - | - | - |
| TCA19 | - | - | - | - | - | - | - | - |
| altro | - | - | - | - | - | - | - | - |
| tot. | 17 712 | 0.630 | 51% | 37% | 11% | 2% | 0% | 0% |





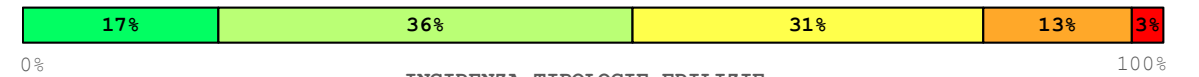
| Comparto 29 | | Montecarelli 1 | | $I_{EMS-98} = 9$ $PGA = 0.203g$ | | | | | |
|---|------------------------|--------------------|-----|---------------------------------|-----|-----|-----|-----|--|
| Incidenza vol. comparto a livello comunale 1% | | | | | | | | | |
| Tipologie | Vol. [m ³] | D _{medio} | D0 | D1 | D2 | D3 | D4 | D5 | |
| TM1 | 15 857 | 3.917 | 0% | 1% | 6% | 23% | 41% | 30% | |
| TM2 | 1 640 | 4.214 | 0% | 0% | 3% | 15% | 40% | 43% | |
| TM3 | 2 713 | 3.473 | 0% | 3% | 14% | 31% | 36% | 16% | |
| TM4 | 8 445 | 4.078 | 0% | 0% | 4% | 18% | 41% | 36% | |
| TM5 | - | - | - | - | - | - | - | - | |
| TM6 | - | - | - | - | - | - | - | - | |
| TM7 | - | - | - | - | - | - | - | - | |
| TM8 | - | - | - | - | - | - | - | - | |
| TM9 | - | - | - | - | - | - | - | - | |
| TCA10 | - | - | - | - | - | - | - | - | |
| TCA11 | - | - | - | - | - | - | - | - | |
| TCA12 | 1 546 | 1.718 | 12% | 32% | 33% | 17% | 5% | 0% | |
| TCA13 | - | - | - | - | - | - | - | - | |
| TCA14 | - | - | - | - | - | - | - | - | |
| TCA15 | - | - | - | - | - | - | - | - | |
| TCA16 | - | - | - | - | - | - | - | - | |
| TCA17 | - | - | - | - | - | - | - | - | |
| TCA18 | - | - | - | - | - | - | - | - | |
| TCA19 | - | - | - | - | - | - | - | - | |
| altro | 1 570 | - | - | - | - | - | - | - | |
| tot. | 31 771 | 3.826 | 0% | 1% | 8% | 25% | 40% | 26% | |



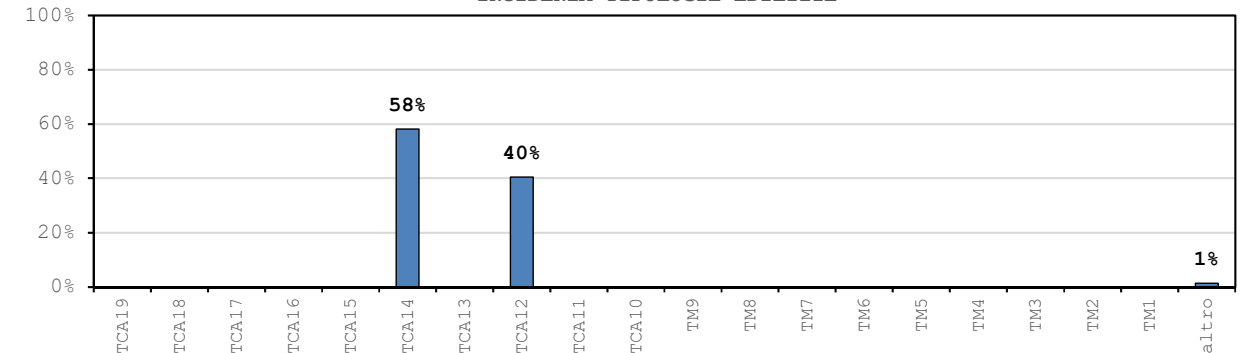


| Comparto 30 | | Montecarelli 2 | | $I_{EMS-98} = 9$ $PGA = 0.203g$ | | | | | |
|---|------------------------|--------------------|-----|---------------------------------|-----|-----|----|----|--|
| Incidenza vol. comparto a livello comunale 0.6% | | | | | | | | | |
| Tipologie | Vol. [m ³] | D _{medio} | D0 | D1 | D2 | D3 | D4 | D5 | |
| TM1 | - | - | - | - | - | - | - | - | |
| TM2 | - | - | - | - | - | - | - | - | |
| TM3 | - | - | - | - | - | - | - | - | |
| TM4 | - | - | - | - | - | - | - | - | |
| TM5 | - | - | - | - | - | - | - | - | |
| TM6 | - | - | - | - | - | - | - | - | |
| TM7 | - | - | - | - | - | - | - | - | |
| TM8 | - | - | - | - | - | - | - | - | |
| TM9 | - | - | - | - | - | - | - | - | |
| TCA10 | - | - | - | - | - | - | - | - | |
| TCA11 | - | - | - | - | - | - | - | - | |
| TCA12 | 7 032 | 1.661 | 13% | 33% | 33% | 16% | 4% | 0% | |
| TCA13 | - | - | - | - | - | - | - | - | |
| TCA14 | 10 112 | 1.368 | 20% | 38% | 29% | 11% | 2% | 0% | |
| TCA15 | - | - | - | - | - | - | - | - | |
| TCA16 | - | - | - | - | - | - | - | - | |
| TCA17 | - | - | - | - | - | - | - | - | |
| TCA18 | - | - | - | - | - | - | - | - | |
| TCA19 | - | - | - | - | - | - | - | - | |
| altro | 230 | - | - | - | - | - | - | - | |
| tot. | 17 374 | 1.488 | 17% | 36% | 31% | 13% | 3% | 0% | |

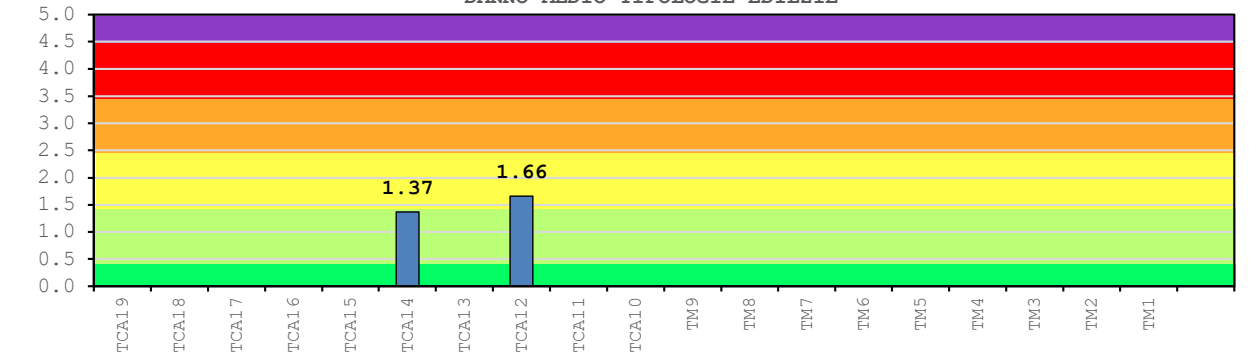
DISTRIBUZIONE DANNO SUL COMPARTO



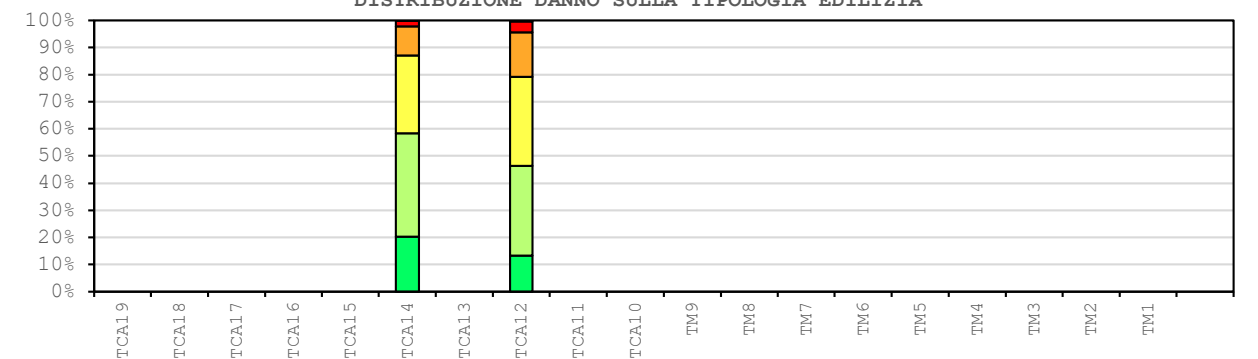
INCIDENZA TIPOLOGIE EDILIZIE

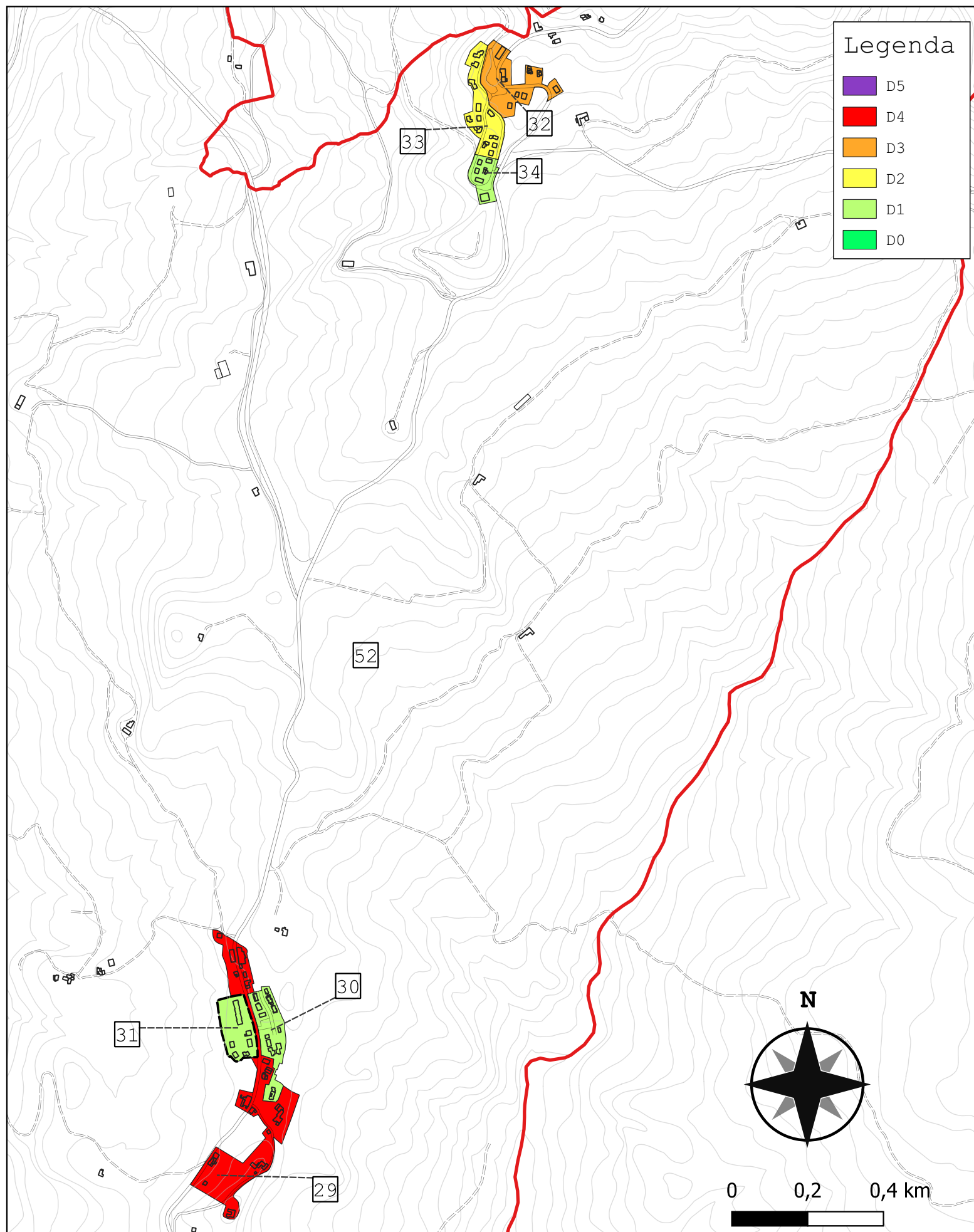


DANNO MEDIO TIPOLOGIE EDILIZIE



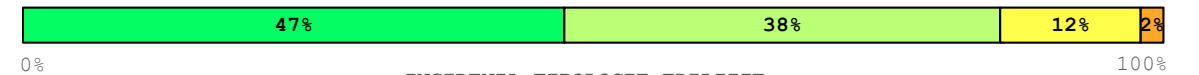
DISTRIBUZIONE DANNO SULLA TIPOLOGIA EDILIZIA



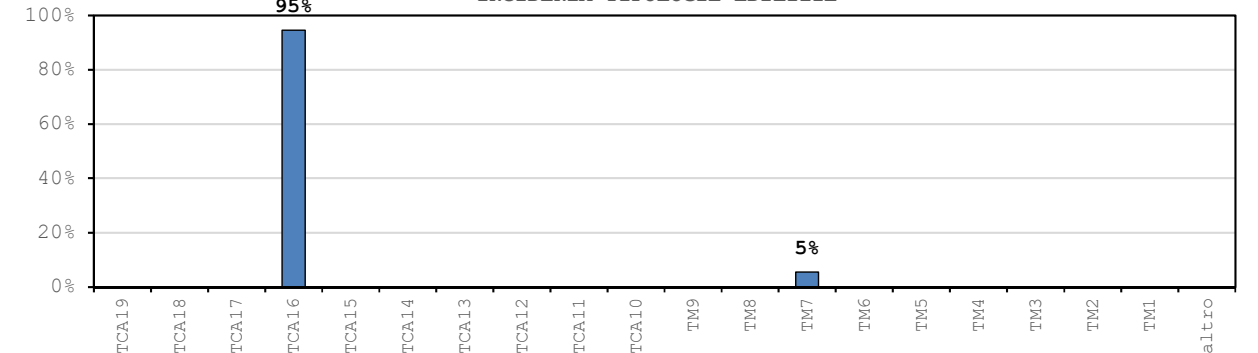


| Comparto 31 | | Montecarelli 3 | | $I_{EMS-98} = 9$ $PGA = 0.203g$ | | | | | |
|---|------------------------|--------------------|-----|---------------------------------|-----|-----|----|----|--|
| Incidenza vol. comparto a livello comunale 0.3% | | | | | | | | | |
| Tipologie | Vol. [m ³] | D _{medio} | D0 | D1 | D2 | D3 | D4 | D5 | |
| TM1 | - | - | - | - | - | - | - | - | |
| TM2 | - | - | - | - | - | - | - | - | |
| TM3 | - | - | - | - | - | - | - | - | |
| TM4 | - | - | - | - | - | - | - | - | |
| TM5 | - | - | - | - | - | - | - | - | |
| TM6 | - | - | - | - | - | - | - | - | |
| TM7 | 548 | 1.790 | 11% | 30% | 34% | 19% | 5% | 1% | |
| TM8 | - | - | - | - | - | - | - | - | |
| TM9 | - | - | - | - | - | - | - | - | |
| TCA10 | - | - | - | - | - | - | - | - | |
| TCA11 | - | - | - | - | - | - | - | - | |
| TCA12 | - | - | - | - | - | - | - | - | |
| TCA13 | - | - | - | - | - | - | - | - | |
| TCA14 | - | - | - | - | - | - | - | - | |
| TCA15 | - | - | - | - | - | - | - | - | |
| TCA16 | 9 475 | 0.630 | 51% | 37% | 11% | 2% | 0% | 0% | |
| TCA17 | - | - | - | - | - | - | - | - | |
| TCA18 | - | - | - | - | - | - | - | - | |
| TCA19 | - | - | - | - | - | - | - | - | |
| altro | - | - | - | - | - | - | - | - | |
| tot. | 10 022 | 0.694 | 47% | 38% | 12% | 2% | 0% | 0% | |

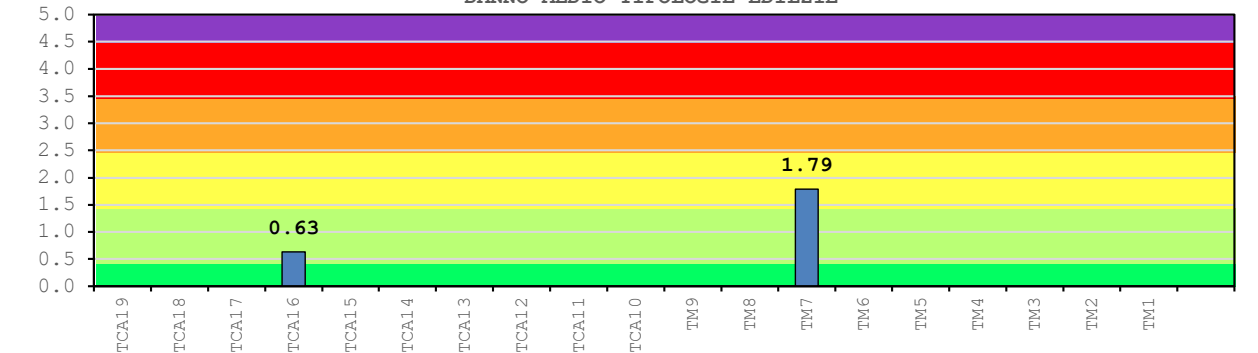
DISTRIBUZIONE DANNO SUL COMPARTO



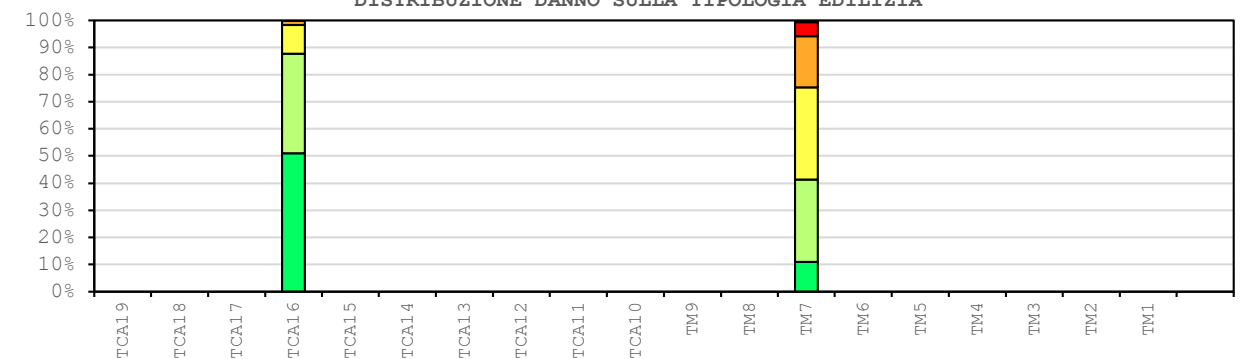
INCIDENZA TIPOLOGIE EDILIZIE

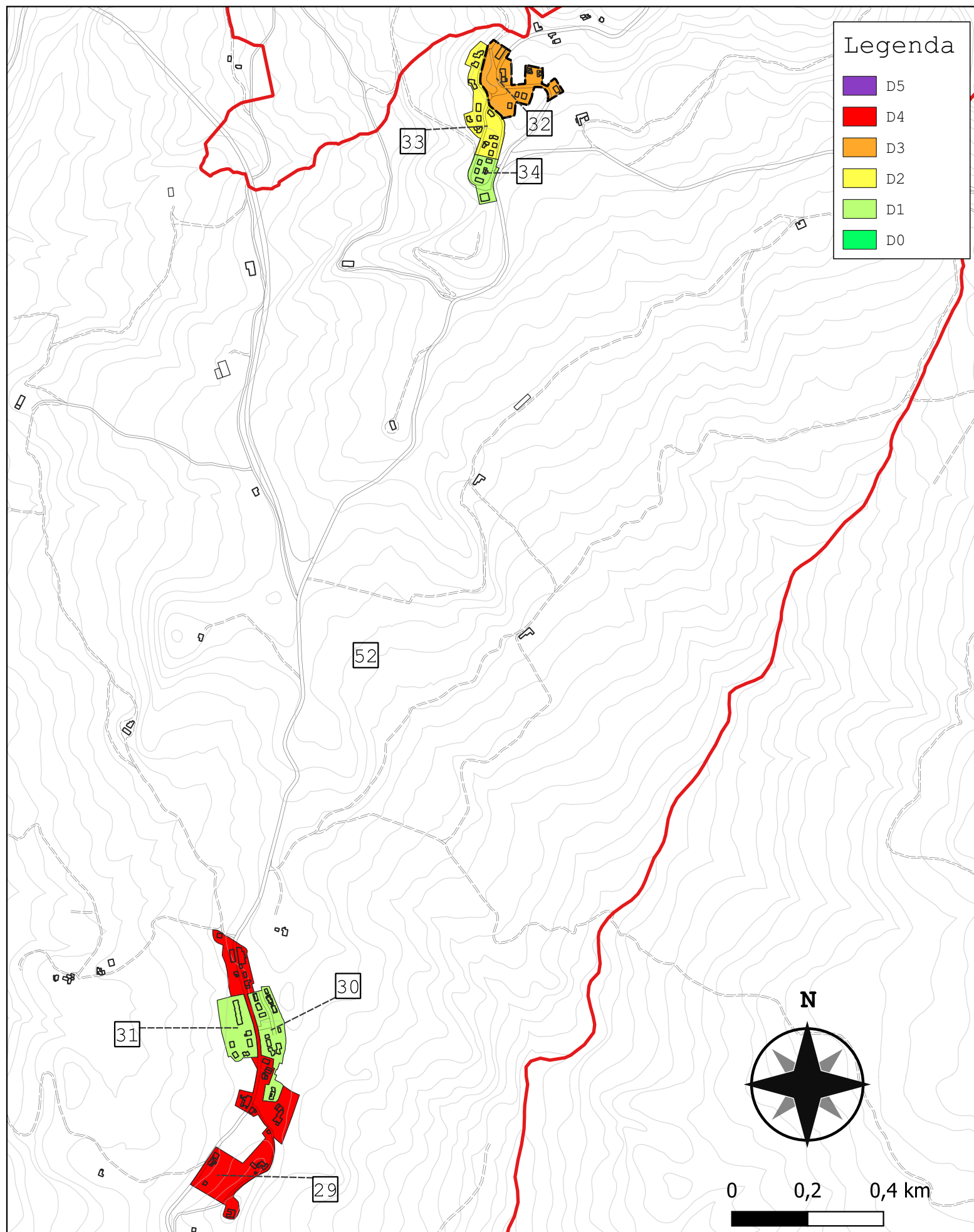


DANNO MEDIO TIPOLOGIE EDILIZIE

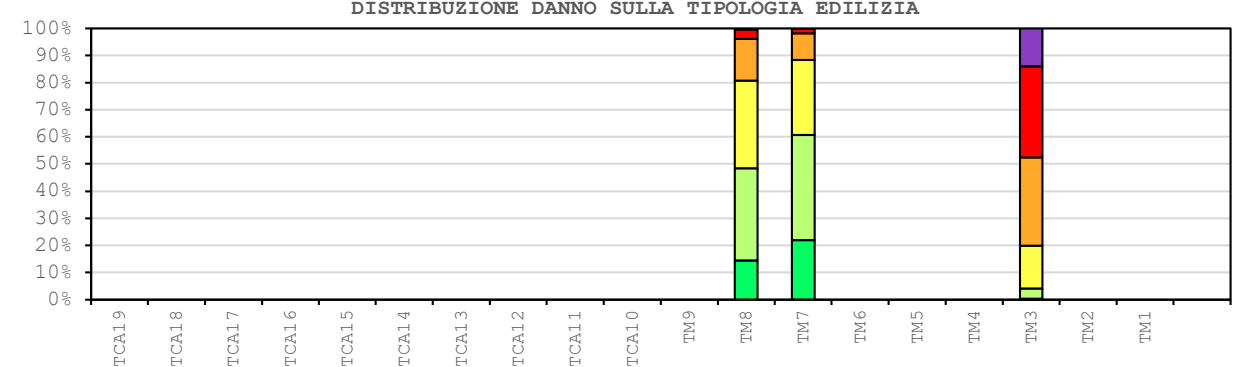
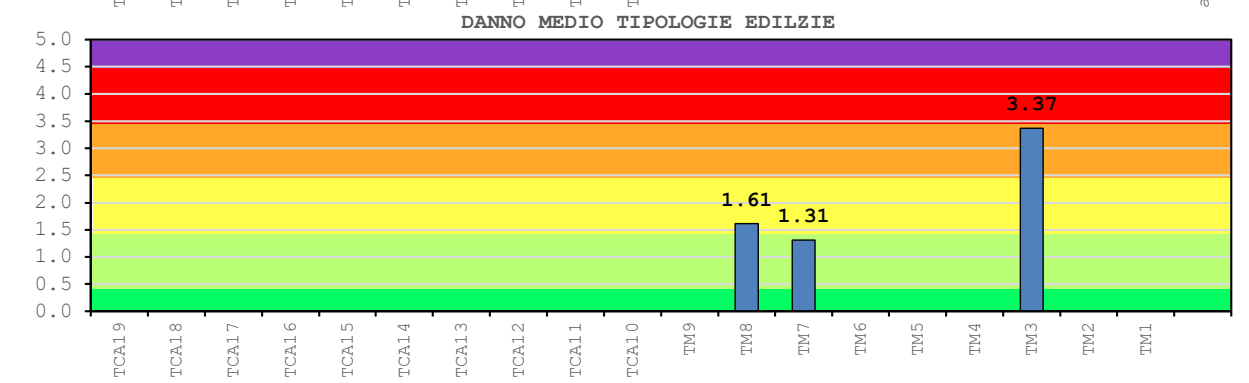
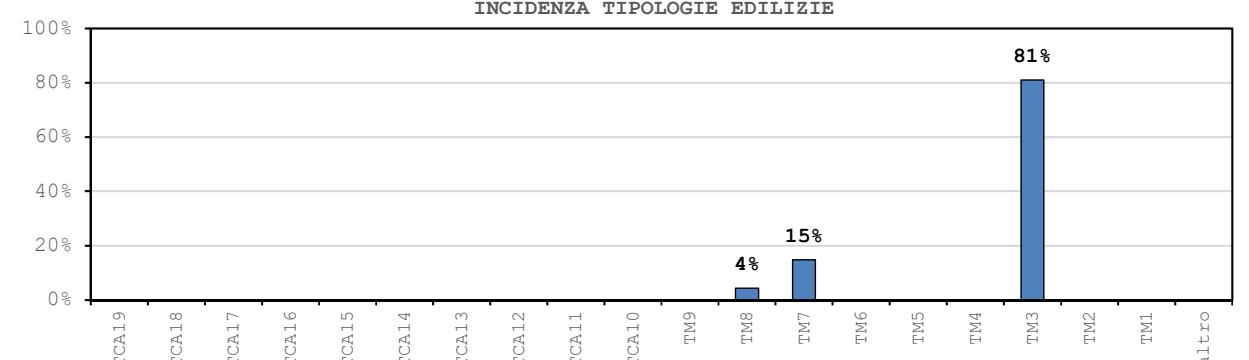
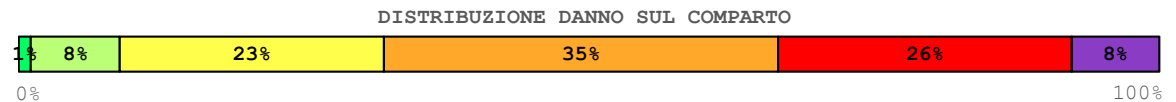


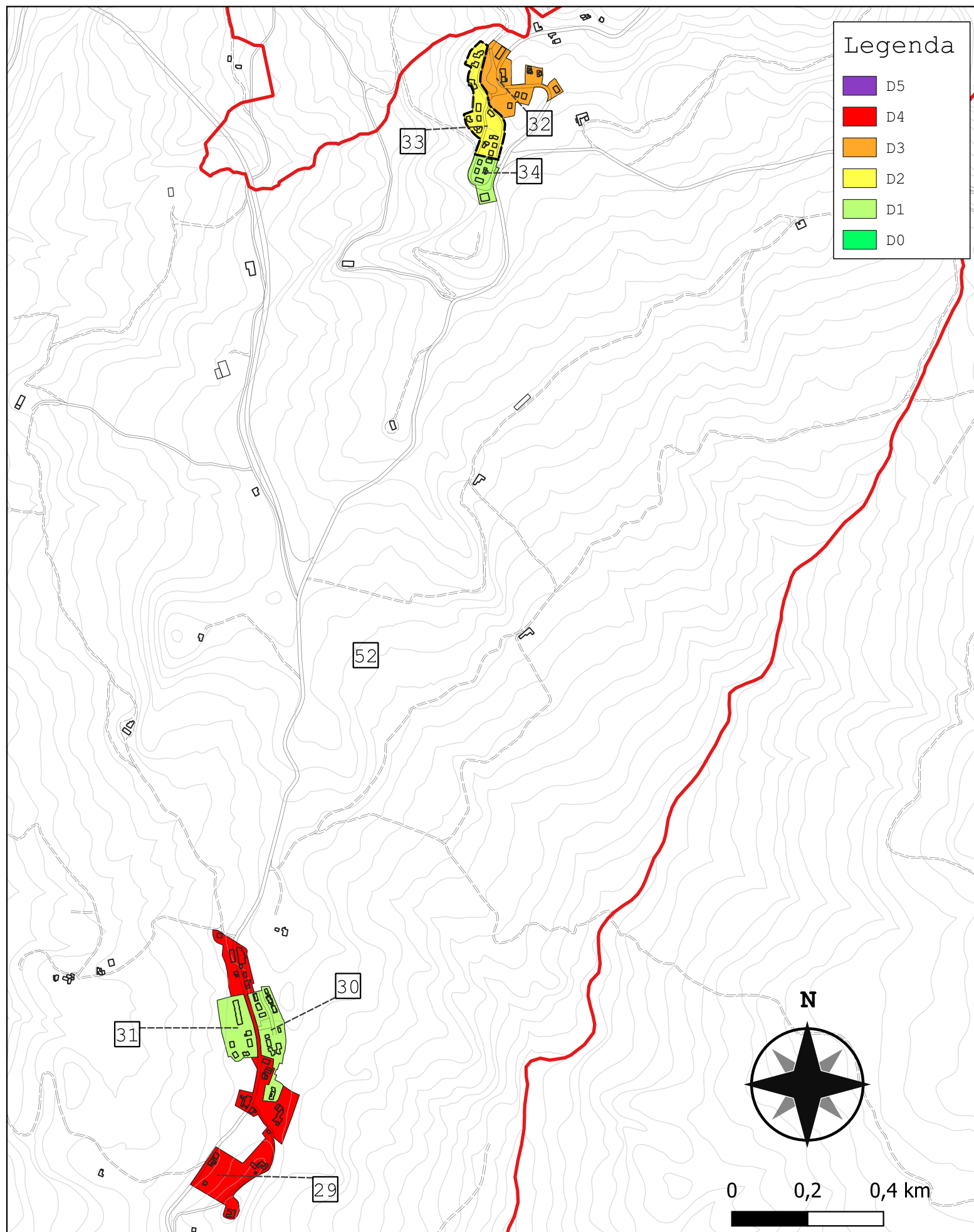
DISTRIBUZIONE DANNO SULLA TIPOLOGIA EDILIZIA



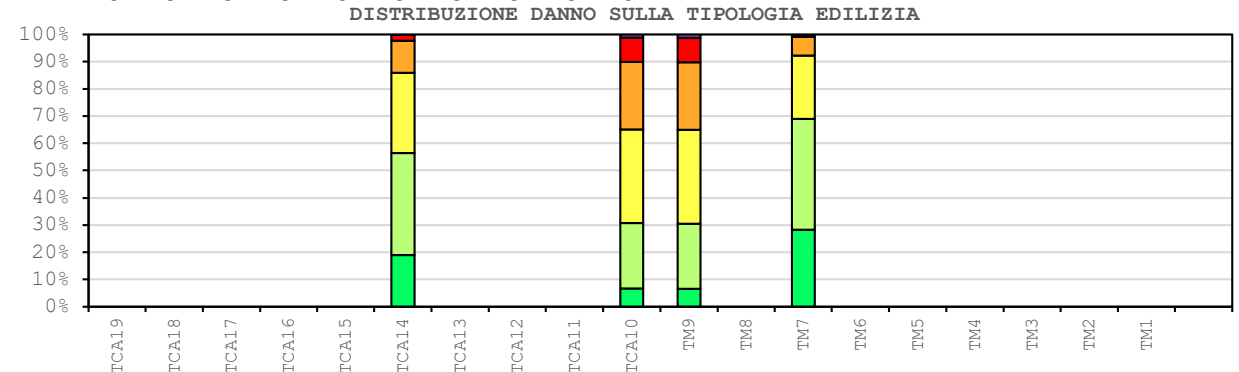
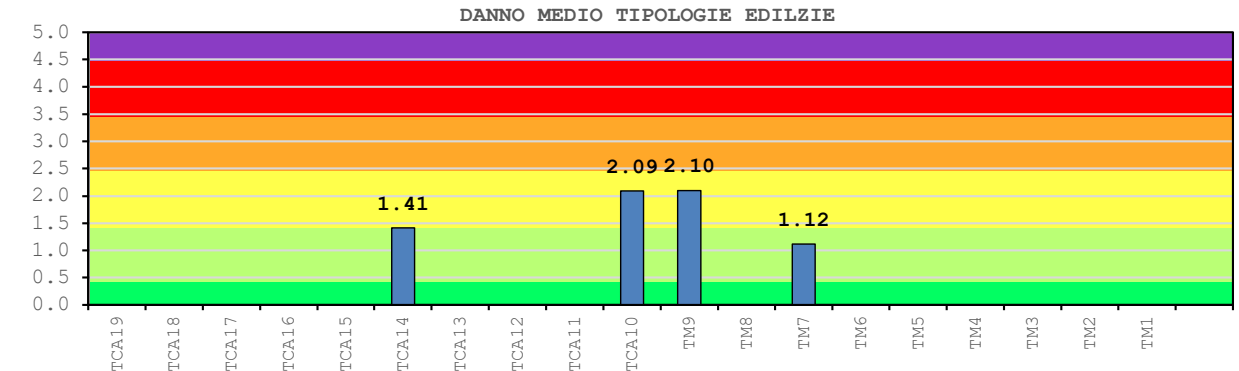
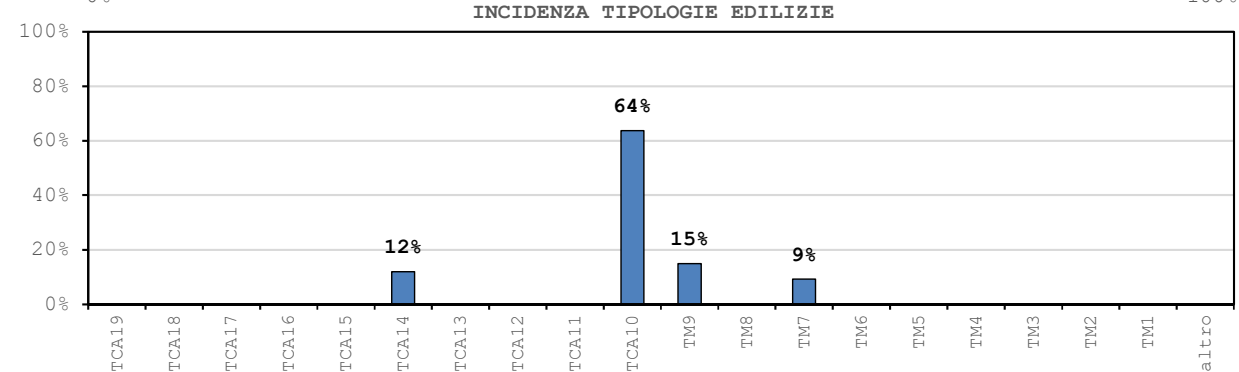
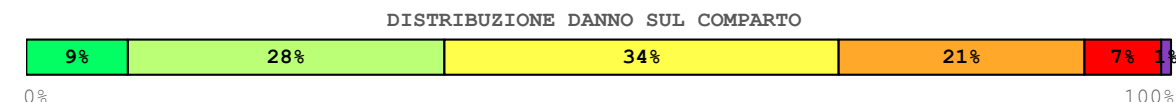


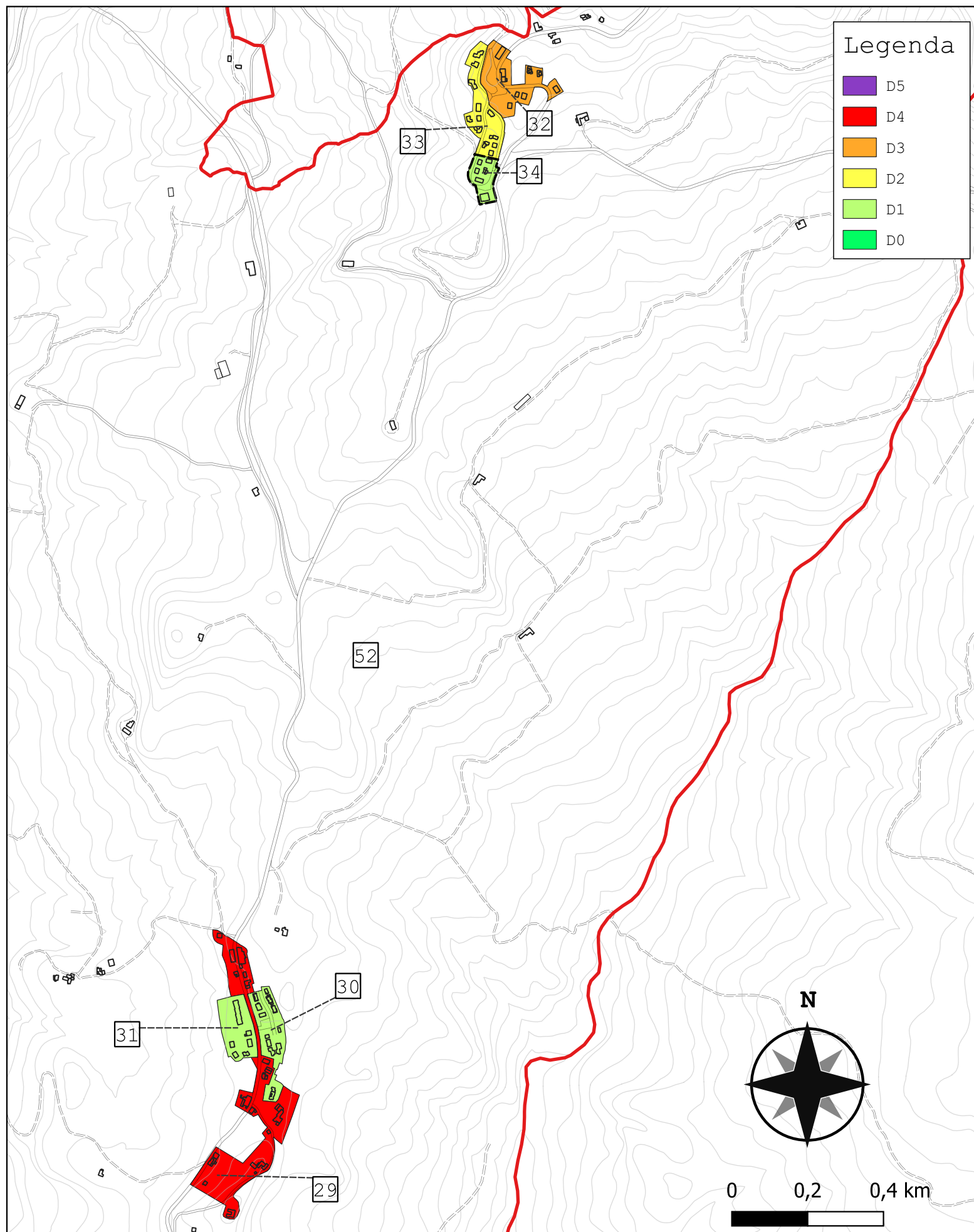
| Comparto 32 | | Santa Lucia 1 | | $I_{EMS-98} = 9$ $PGA = 0.203g$ | | | | | |
|---|------------------------|--------------------|-----|---------------------------------|-----|-----|-----|-----|--|
| Incidenza vol. comparto a livello comunale 0.4% | | | | | | | | | |
| Tipologie | Vol. [m ³] | D _{medio} | D0 | D1 | D2 | D3 | D4 | D5 | |
| TM1 | - | - | - | - | - | - | - | - | |
| TM2 | - | - | - | - | - | - | - | - | |
| TM3 | 8 909 | 3.370 | 0% | 4% | 16% | 33% | 34% | 14% | |
| TM4 | - | - | - | - | - | - | - | - | |
| TM5 | - | - | - | - | - | - | - | - | |
| TM6 | - | - | - | - | - | - | - | - | |
| TM7 | 1 617 | 1.310 | 22% | 39% | 28% | 10% | 2% | 0% | |
| TM8 | 471 | 1.609 | 14% | 34% | 32% | 15% | 4% | 0% | |
| TM9 | - | - | - | - | - | - | - | - | |
| TCA10 | - | - | - | - | - | - | - | - | |
| TCA11 | - | - | - | - | - | - | - | - | |
| TCA12 | - | - | - | - | - | - | - | - | |
| TCA13 | - | - | - | - | - | - | - | - | |
| TCA14 | - | - | - | - | - | - | - | - | |
| TCA15 | - | - | - | - | - | - | - | - | |
| TCA16 | - | - | - | - | - | - | - | - | |
| TCA17 | - | - | - | - | - | - | - | - | |
| TCA18 | - | - | - | - | - | - | - | - | |
| TCA19 | - | - | - | - | - | - | - | - | |
| altro | - | - | - | - | - | - | - | - | |
| tot. | 10 998 | 2.992 | 1% | 8% | 23% | 35% | 26% | 8% | |





| Comparto 33 | | Santa Lucia 2A | | I _{EMS-98} = 9 PGA = 0.203g | | | | |
|---|------------------------|--------------------|-----|--------------------------------------|-----|-----|----|----|
| Incidenza vol. comparto a livello comunale 0.5% | | | | | | | | |
| Tipologie | Vol. [m ³] | D _{medio} | D0 | D1 | D2 | D3 | D4 | D5 |
| TM1 | - | - | - | - | - | - | - | - |
| TM2 | - | - | - | - | - | - | - | - |
| TM3 | - | - | - | - | - | - | - | - |
| TM4 | - | - | - | - | - | - | - | - |
| TM5 | - | - | - | - | - | - | - | - |
| TM6 | - | - | - | - | - | - | - | - |
| TM7 | 1 345 | 1.116 | 28% | 41% | 23% | 7% | 1% | 0% |
| TM8 | - | - | - | - | - | - | - | - |
| TM9 | 2 191 | 2.096 | 7% | 24% | 34% | 25% | 9% | 1% |
| TCA10 | 9 286 | 2.091 | 7% | 24% | 34% | 25% | 9% | 1% |
| TCA11 | - | - | - | - | - | - | - | - |
| TCA12 | - | - | - | - | - | - | - | - |
| TCA13 | - | - | - | - | - | - | - | - |
| TCA14 | 1 755 | 1.413 | 19% | 37% | 29% | 12% | 2% | 0% |
| TCA15 | - | - | - | - | - | - | - | - |
| TCA16 | - | - | - | - | - | - | - | - |
| TCA17 | - | - | - | - | - | - | - | - |
| TCA18 | - | - | - | - | - | - | - | - |
| TCA19 | - | - | - | - | - | - | - | - |
| altro | - | - | - | - | - | - | - | - |
| tot. | 14 577 | 1.920 | 9% | 28% | 34% | 21% | 7% | 1% |



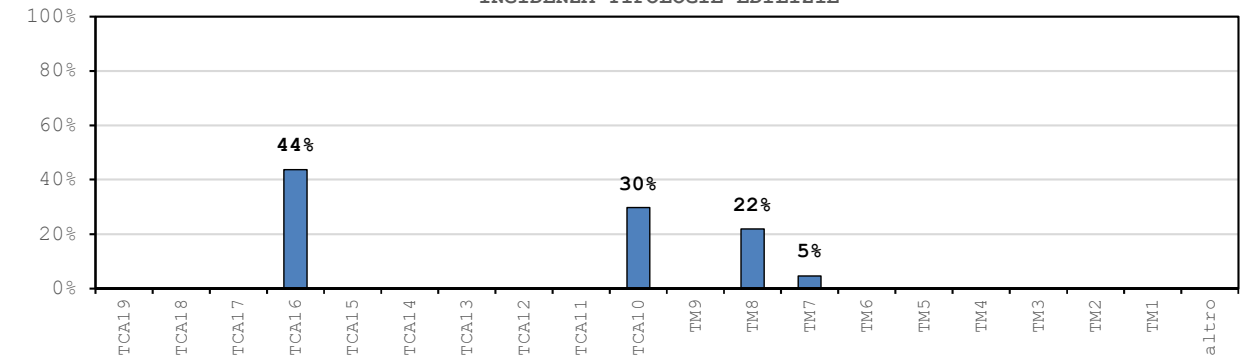


| Comparto 34 | | Santa Lucia 2B | | I _{EMS-98} = 9 PGA = 0.203g | | | | |
|---|------------------------|--------------------|-----|--------------------------------------|-----|-----|----|----|
| Incidenza vol. comparto a livello comunale 0.3% | | | | | | | | |
| Tipologie | Vol. [m ³] | D _{medio} | D0 | D1 | D2 | D3 | D4 | D5 |
| TM1 | - | - | - | - | - | - | - | - |
| TM2 | - | - | - | - | - | - | - | - |
| TM3 | - | - | - | - | - | - | - | - |
| TM4 | - | - | - | - | - | - | - | - |
| TM5 | - | - | - | - | - | - | - | - |
| TM6 | - | - | - | - | - | - | - | - |
| TM7 | 401 | 1.310 | 22% | 39% | 28% | 10% | 2% | 0% |
| TM8 | 1 860 | 1.310 | 22% | 39% | 28% | 10% | 2% | 0% |
| TM9 | - | - | - | - | - | - | - | - |
| TCA10 | 2 529 | 1.956 | 8% | 27% | 35% | 22% | 7% | 1% |
| TCA11 | - | - | - | - | - | - | - | - |
| TCA12 | - | - | - | - | - | - | - | - |
| TCA13 | - | - | - | - | - | - | - | - |
| TCA14 | - | - | - | - | - | - | - | - |
| TCA15 | - | - | - | - | - | - | - | - |
| TCA16 | 3 726 | 0.630 | 51% | 37% | 11% | 2% | 0% | 0% |
| TCA17 | - | - | - | - | - | - | - | - |
| TCA18 | - | - | - | - | - | - | - | - |
| TCA19 | - | - | - | - | - | - | - | - |
| altro | - | - | - | - | - | - | - | - |
| tot. | 8 516 | 1.204 | 25% | 40% | 25% | 8% | 1% | 0% |

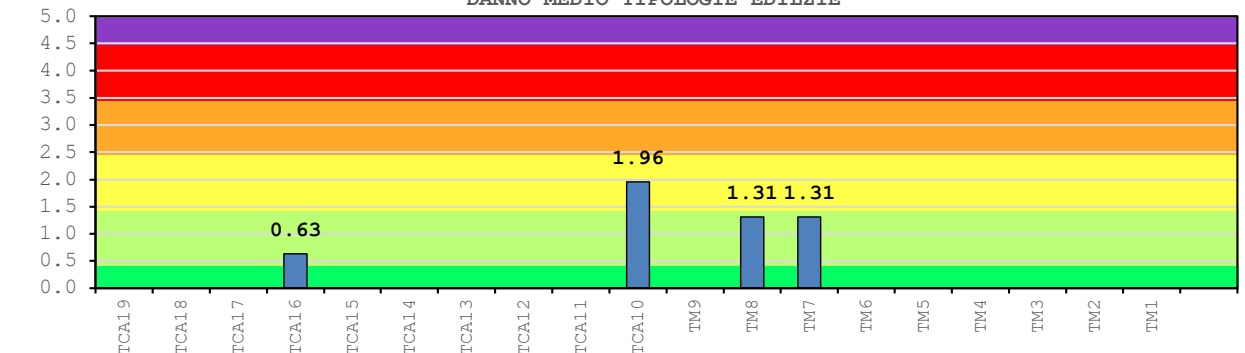
DISTRIBUZIONE DANNO SUL COMPARTO



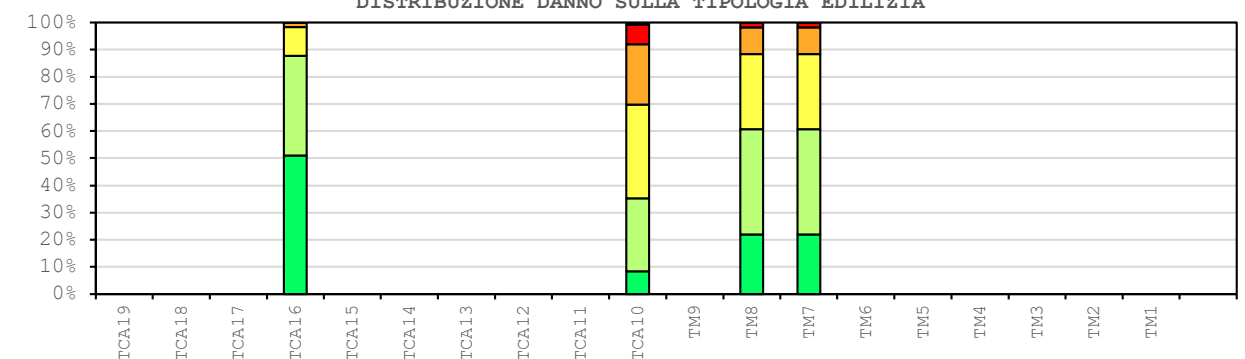
INCIDENZA TIPOLOGIE EDILIZIE

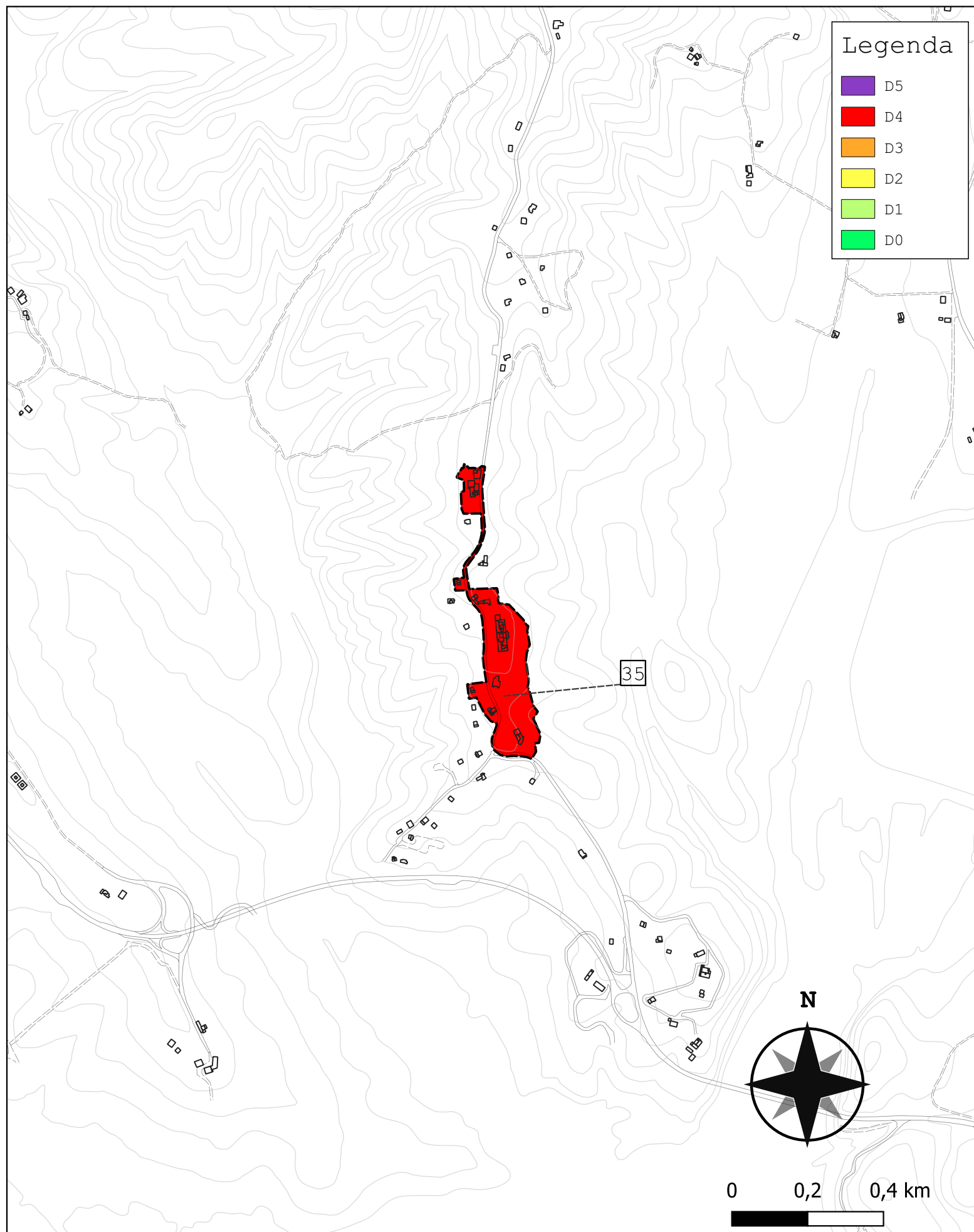


DANNO MEDIO TIPOLOGIE EDILIZIE

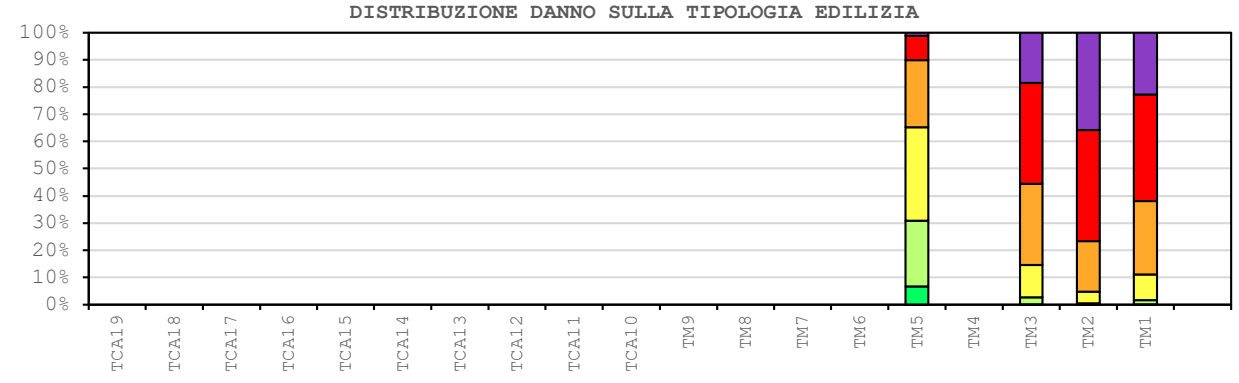
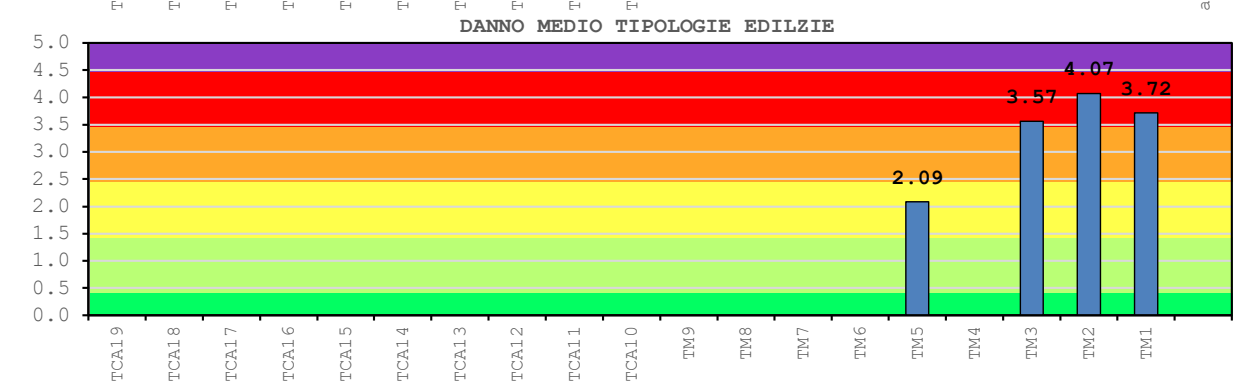
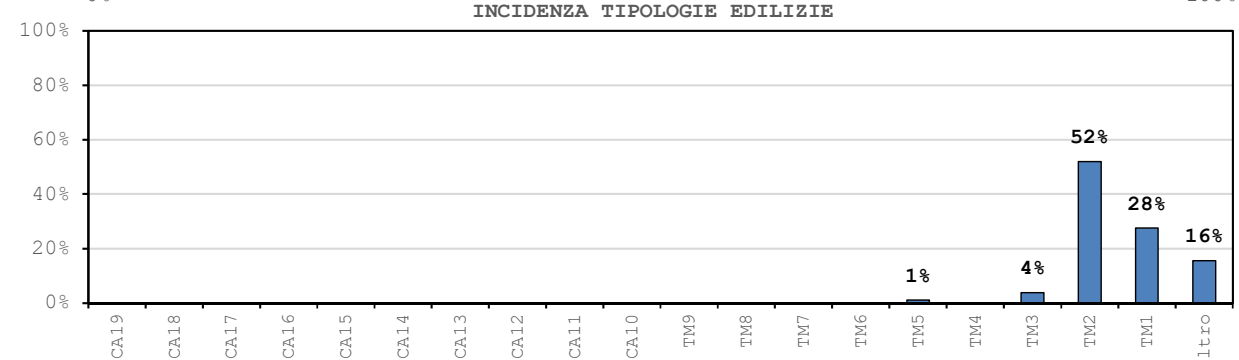
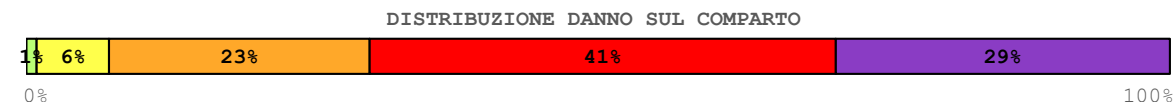


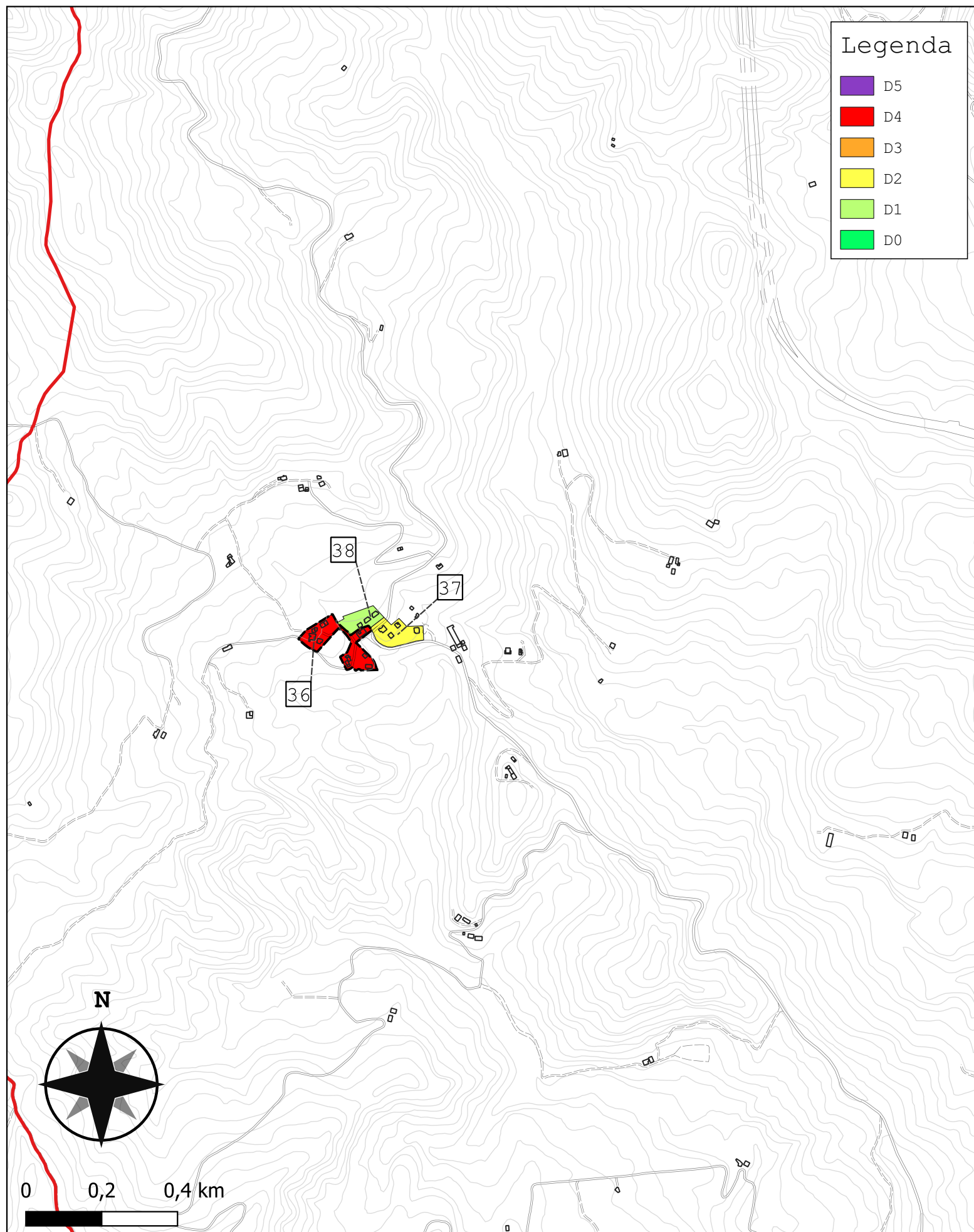
DISTRIBUZIONE DANNO SULLA TIPOLOGIA EDILIZIA






| Comparto 35 | | Le Maschere | | | | | | | $I_{EMS-98} = 9$ $PGA = 0.203g$ | |
|---|------------------------|--------------------|----|-----|-----|-----|-----|-----|---------------------------------|--|
| Incidenza vol. comparto a livello comunale 1.4% | | | | | | | | | | |
| Tipologie | Vol. [m ³] | D _{medio} | D0 | D1 | D2 | D3 | D4 | D5 | | |
| TM1 | 12 057 | 3.717 | 0% | 2% | 9% | 27% | 39% | 23% | | |
| TM2 | 22 671 | 4.073 | 0% | 0% | 4% | 19% | 41% | 36% | | |
| TM3 | 1 681 | 3.565 | 0% | 2% | 12% | 30% | 37% | 18% | | |
| TM4 | - | - | - | - | - | - | - | - | | |
| TM5 | 454 | 2.087 | 7% | 24% | 34% | 25% | 9% | 1% | | |
| TM6 | - | - | - | - | - | - | - | - | | |
| TM7 | - | - | - | - | - | - | - | - | | |
| TM8 | - | - | - | - | - | - | - | - | | |
| TM9 | - | - | - | - | - | - | - | - | | |
| TCA10 | - | - | - | - | - | - | - | - | | |
| TCA11 | - | - | - | - | - | - | - | - | | |
| TCA12 | - | - | - | - | - | - | - | - | | |
| TCA13 | - | - | - | - | - | - | - | - | | |
| TCA14 | - | - | - | - | - | - | - | - | | |
| TCA15 | - | - | - | - | - | - | - | - | | |
| TCA16 | - | - | - | - | - | - | - | - | | |
| TCA17 | - | - | - | - | - | - | - | - | | |
| TCA18 | - | - | - | - | - | - | - | - | | |
| TCA19 | - | - | - | - | - | - | - | - | | |
| altro | 6 775 | | | | | | | | | |
| tot. | 43 639 | 3.909 | 0% | 1% | 6% | 23% | 41% | 29% | | |



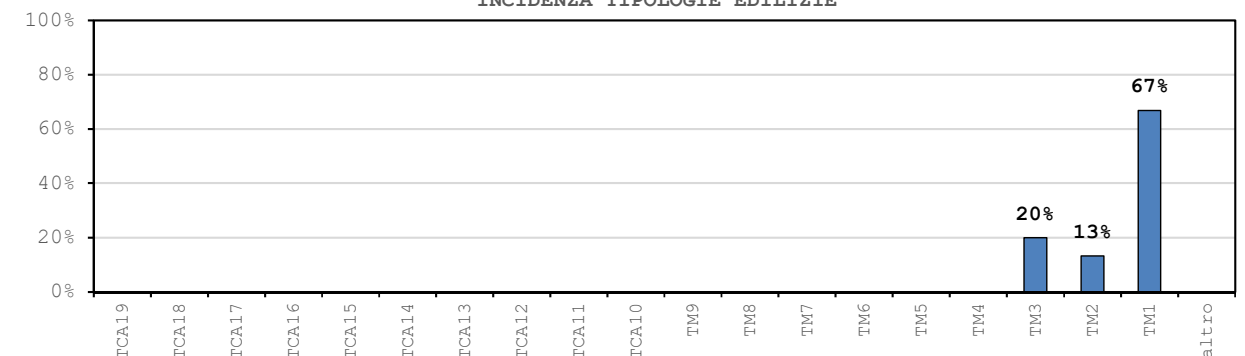


| Comparto 36 | | Mangona 1 | | I _{EMS-98} = 9 PGA = 0.203g | | | | | |
|---|------------------------|--------------------|----|--------------------------------------|-----|-----|-----|-----|--|
| Incidenza vol. comparto a livello comunale 0.4% | | | | | | | | | |
| Tipologie | Vol. [m ³] | D _{medio} | D0 | D1 | D2 | D3 | D4 | D5 | |
| TM1 | 7 313 | 3.901 | 0% | 1% | 6% | 23% | 41% | 29% | |
| TM2 | 1 440 | 4.461 | 0% | 0% | 1% | 8% | 34% | 57% | |
| TM3 | 2 188 | 3.621 | 0% | 2% | 11% | 29% | 38% | 20% | |
| TM4 | - | - | - | - | - | - | - | - | |
| TM5 | - | - | - | - | - | - | - | - | |
| TM6 | - | - | - | - | - | - | - | - | |
| TM7 | - | - | - | - | - | - | - | - | |
| TM8 | - | - | - | - | - | - | - | - | |
| TM9 | - | - | - | - | - | - | - | - | |
| TCA10 | - | - | - | - | - | - | - | - | |
| TCA11 | - | - | - | - | - | - | - | - | |
| TCA12 | - | - | - | - | - | - | - | - | |
| TCA13 | - | - | - | - | - | - | - | - | |
| TCA14 | - | - | - | - | - | - | - | - | |
| TCA15 | - | - | - | - | - | - | - | - | |
| TCA16 | - | - | - | - | - | - | - | - | |
| TCA17 | - | - | - | - | - | - | - | - | |
| TCA18 | - | - | - | - | - | - | - | - | |
| TCA19 | - | - | - | - | - | - | - | - | |
| altro | - | - | - | - | - | - | - | - | |
| tot. | 10 941 | 3.919 | 0% | 1% | 6% | 23% | 41% | 30% | |

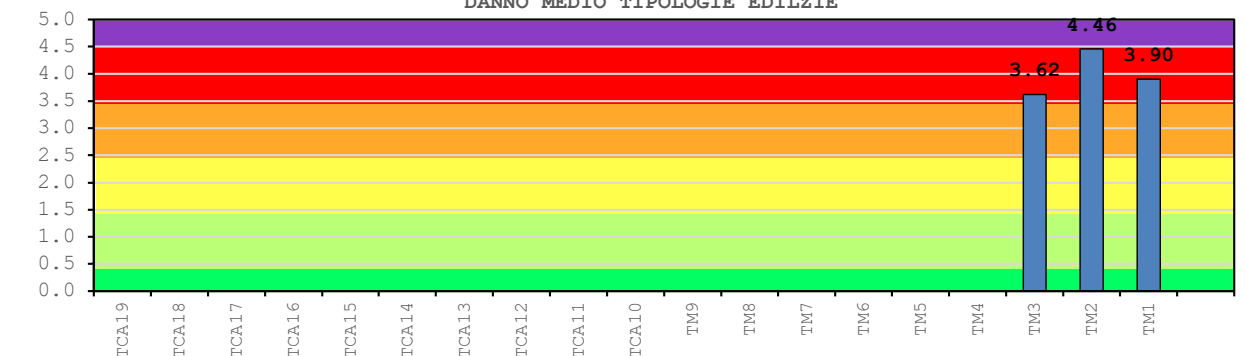
DISTRIBUZIONE DANNO SUL COMPARTO



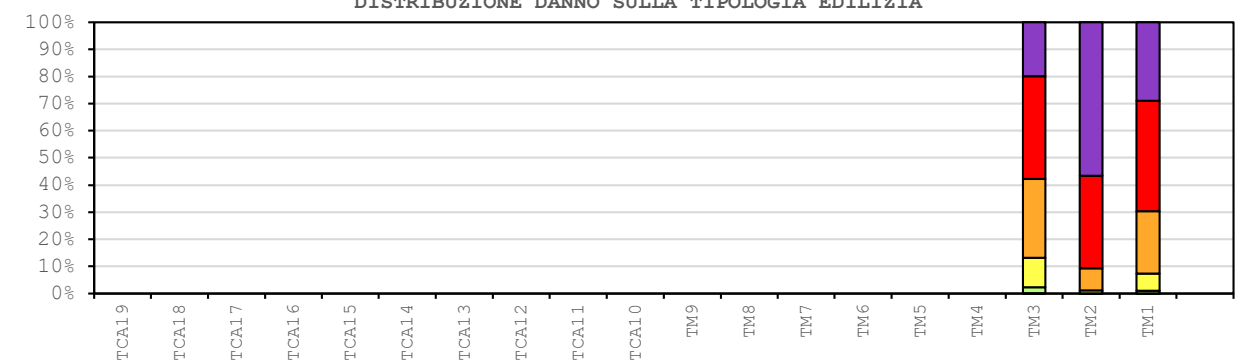
INCIDENZA TIPOLOGIE EDILIZIE

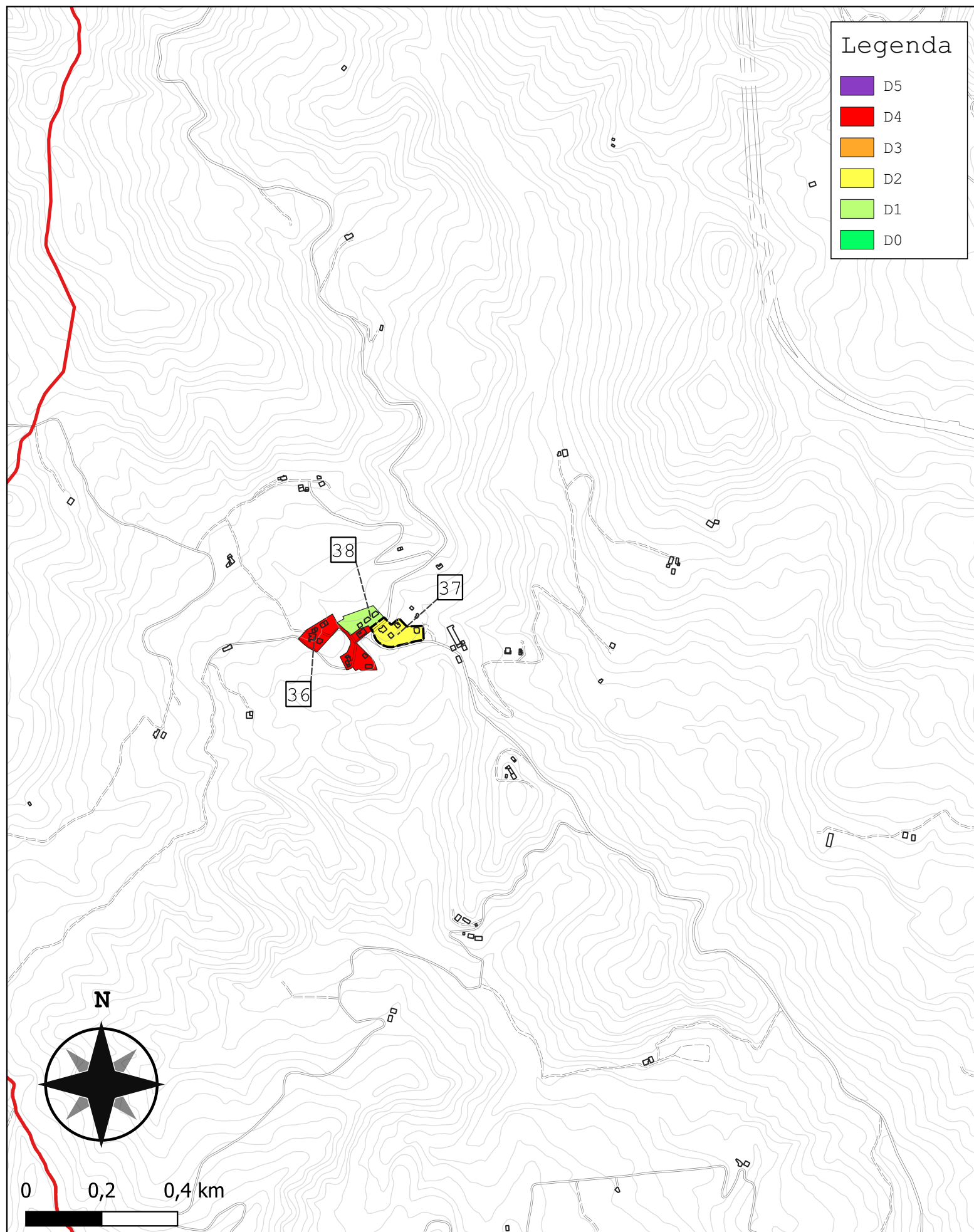


DANNO MEDIO TIPOLOGIE EDILIZIE




DISTRIBUZIONE DANNO SULLA TIPOLOGIA EDILIZIA



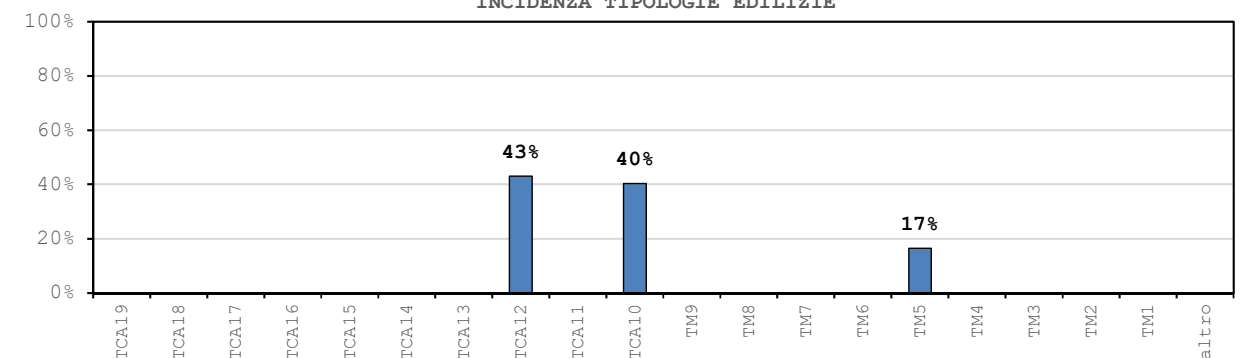


| Comparto 37 | | Mangona 2 | | I _{EMS-98} = 9 PGA = 0.203g | | | | |
|---|------------------------|--------------------|-----|--------------------------------------|-----|-----|----|----|
| Incidenza vol. comparto a livello comunale 0.1% | | | | | | | | |
| Tipologie | Vol. [m ³] | D _{medio} | D0 | D1 | D2 | D3 | D4 | D5 |
| TM1 | - | - | - | - | - | - | - | - |
| TM2 | - | - | - | - | - | - | - | - |
| TM3 | - | - | - | - | - | - | - | - |
| TM4 | - | - | - | - | - | - | - | - |
| TM5 | 650 | 2.087 | 7% | 24% | 34% | 25% | 9% | 1% |
| TM6 | - | - | - | - | - | - | - | - |
| TM7 | - | - | - | - | - | - | - | - |
| TM8 | - | - | - | - | - | - | - | - |
| TM9 | - | - | - | - | - | - | - | - |
| TCA10 | 1 586 | 1.956 | 8% | 27% | 35% | 22% | 7% | 1% |
| TCA11 | - | - | - | - | - | - | - | - |
| TCA12 | 1 695 | 1.661 | 13% | 33% | 33% | 16% | 4% | 0% |
| TCA13 | - | - | - | - | - | - | - | - |
| TCA14 | - | - | - | - | - | - | - | - |
| TCA15 | - | - | - | - | - | - | - | - |
| TCA16 | - | - | - | - | - | - | - | - |
| TCA17 | - | - | - | - | - | - | - | - |
| TCA18 | - | - | - | - | - | - | - | - |
| TCA19 | - | - | - | - | - | - | - | - |
| altro | - | - | - | - | - | - | - | - |
| tot. | 3 931 | 1.850 | 10% | 29% | 34% | 20% | 6% | 1% |

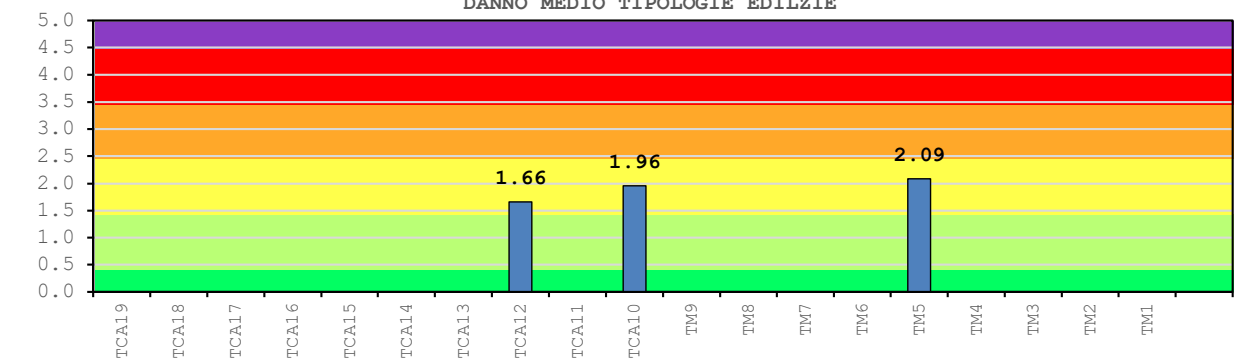
DISTRIBUZIONE DANNO SUL COMPARTO



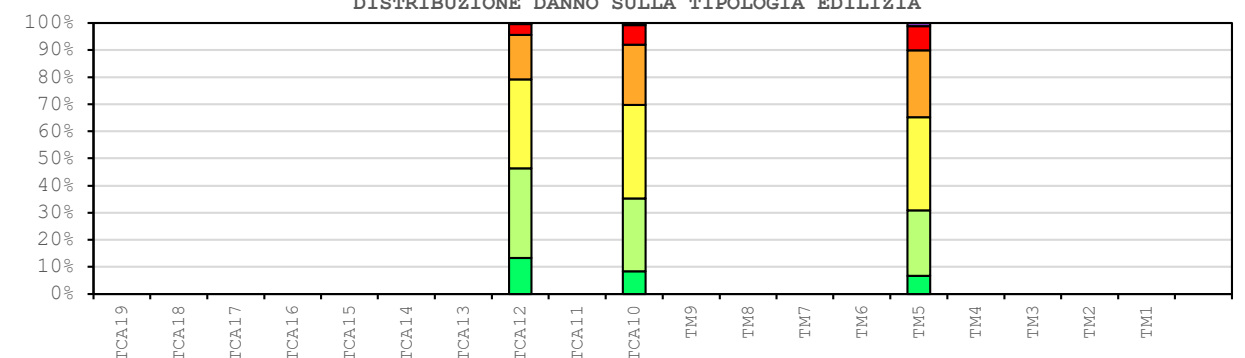
INCIDENZA TIPOLOGIE EDILIZIE

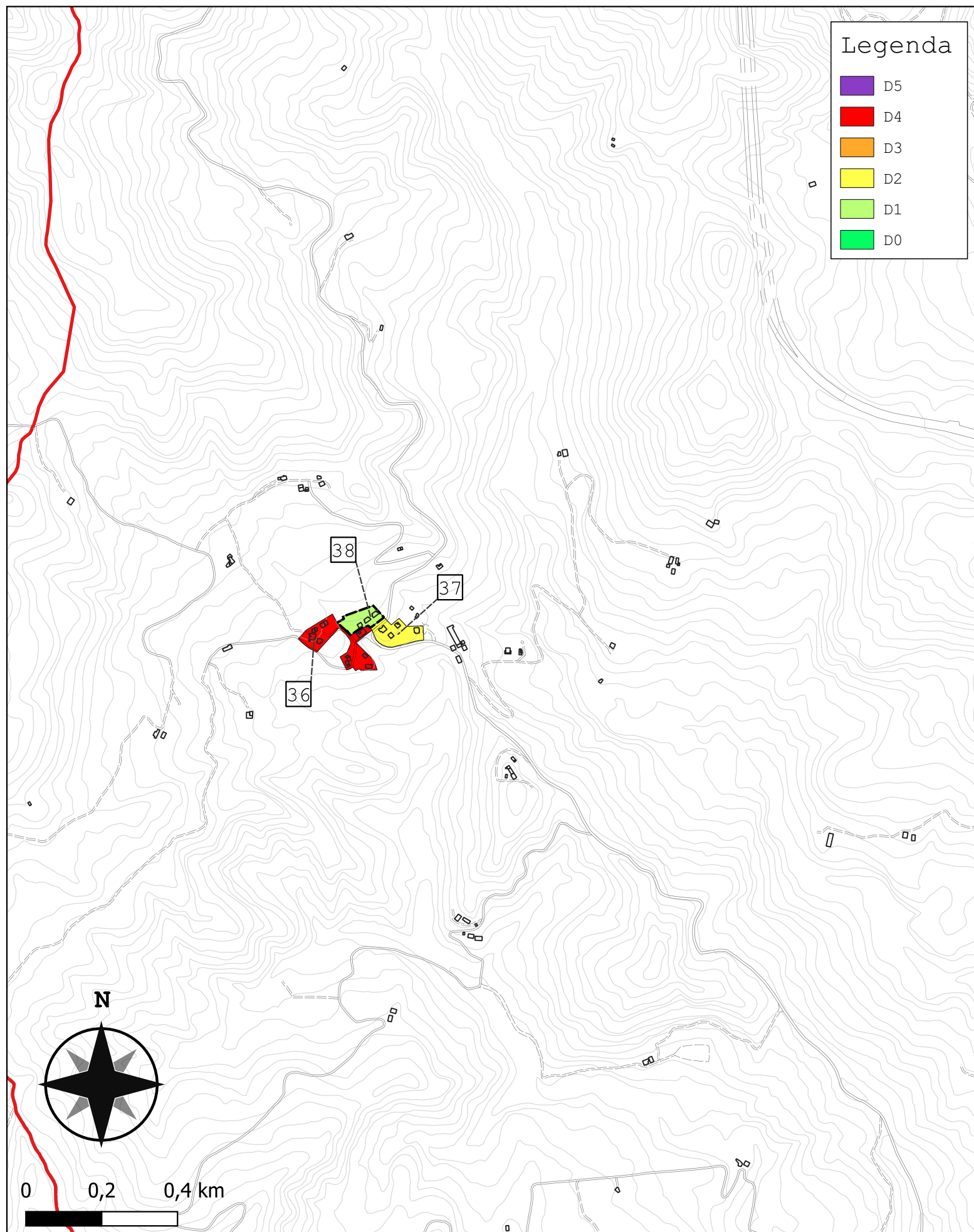


DANNO MEDIO TIPOLOGIE EDILIZIE



DISTRIBUZIONE DANNO SULLA TIPOLOGIA EDILIZIA



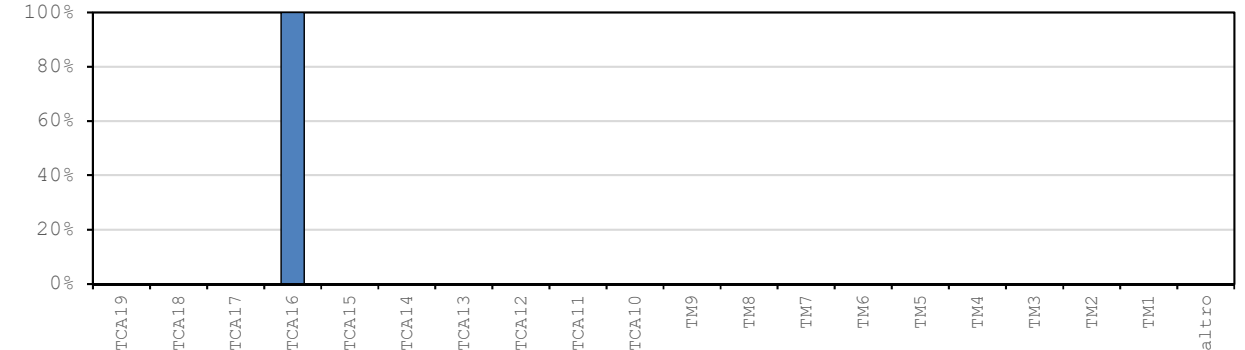


| Comparto 38 | | Mangona 3 | | | | | | | $I_{EMS-98} = 9$ $PGA = 0.203g$ | |
|---|------------------------|--------------------|-----|-----|-----|----|----|----|---------------------------------|--|
| Incidenza vol. comparto a livello comunale 0.1% | | | | | | | | | | |
| Tipologie | Vol. [m ³] | D _{medio} | D0 | D1 | D2 | D3 | D4 | D5 | | |
| TM1 | - | - | - | - | - | - | - | - | - | |
| TM2 | - | - | - | - | - | - | - | - | - | |
| TM3 | - | - | - | - | - | - | - | - | - | |
| TM4 | - | - | - | - | - | - | - | - | - | |
| TM5 | - | - | - | - | - | - | - | - | - | |
| TM6 | - | - | - | - | - | - | - | - | - | |
| TM7 | - | - | - | - | - | - | - | - | - | |
| TM8 | - | - | - | - | - | - | - | - | - | |
| TM9 | - | - | - | - | - | - | - | - | - | |
| TCA10 | - | - | - | - | - | - | - | - | - | |
| TCA11 | - | - | - | - | - | - | - | - | - | |
| TCA12 | - | - | - | - | - | - | - | - | - | |
| TCA13 | - | - | - | - | - | - | - | - | - | |
| TCA14 | - | - | - | - | - | - | - | - | - | |
| TCA15 | - | - | - | - | - | - | - | - | - | |
| TCA16 | 3 988 | 0.630 | 51% | 37% | 11% | 2% | 0% | 0% | | |
| TCA17 | - | - | - | - | - | - | - | - | - | |
| TCA18 | - | - | - | - | - | - | - | - | - | |
| TCA19 | - | - | - | - | - | - | - | - | - | |
| altro | - | - | - | - | - | - | - | - | - | |
| tot. | 3 988 | 0.630 | 51% | 37% | 11% | 2% | 0% | 0% | | |

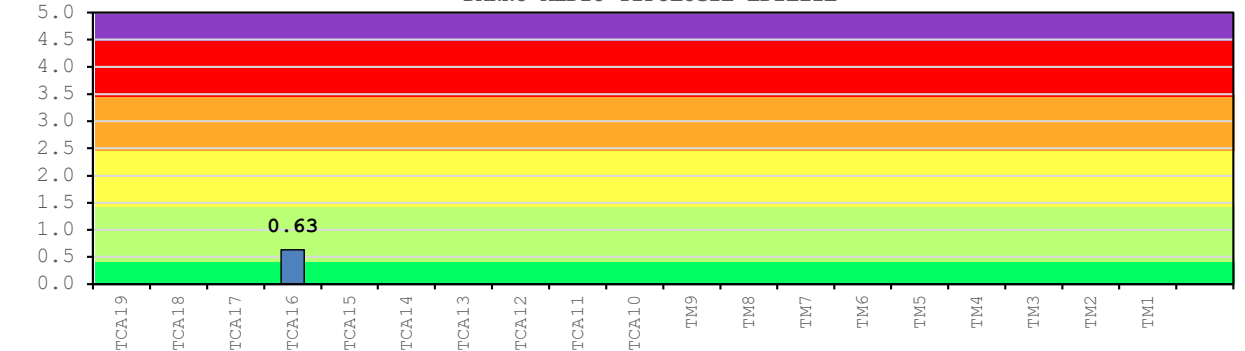
DISTRIBUZIONE DANNO SUL COMPARTO



INCIDENZA TIPOLOGIE EDILIZIE



DANNO MEDIO TIPOLOGIE EDILIZIE



DISTRIBUZIONE DANNO SULLA TIPOLOGIA EDILIZIA

