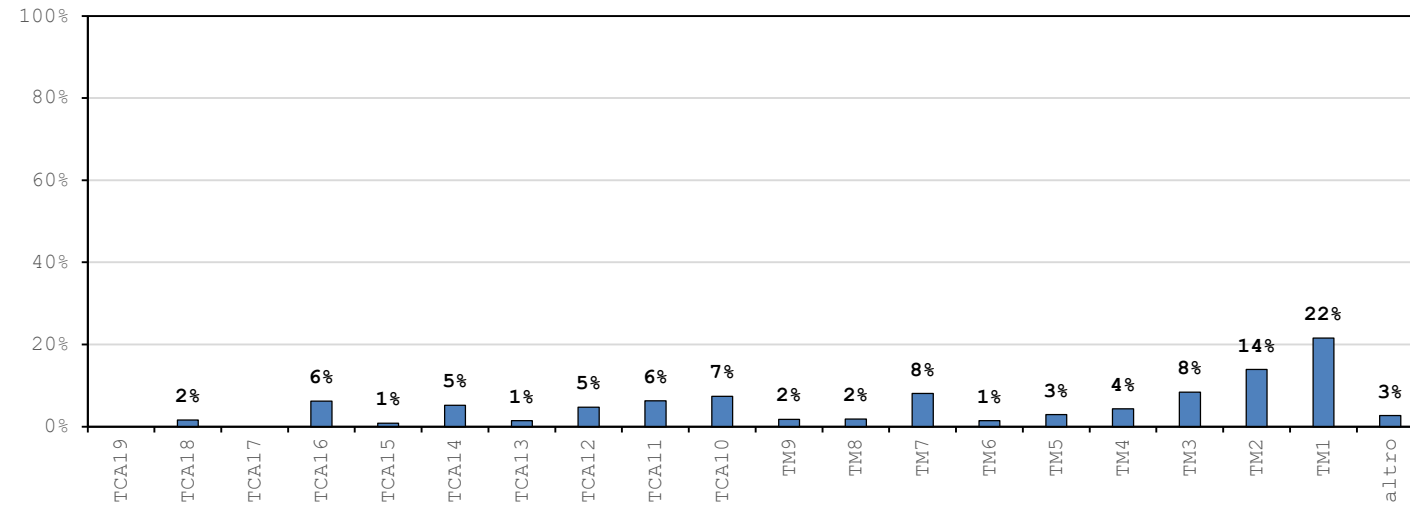
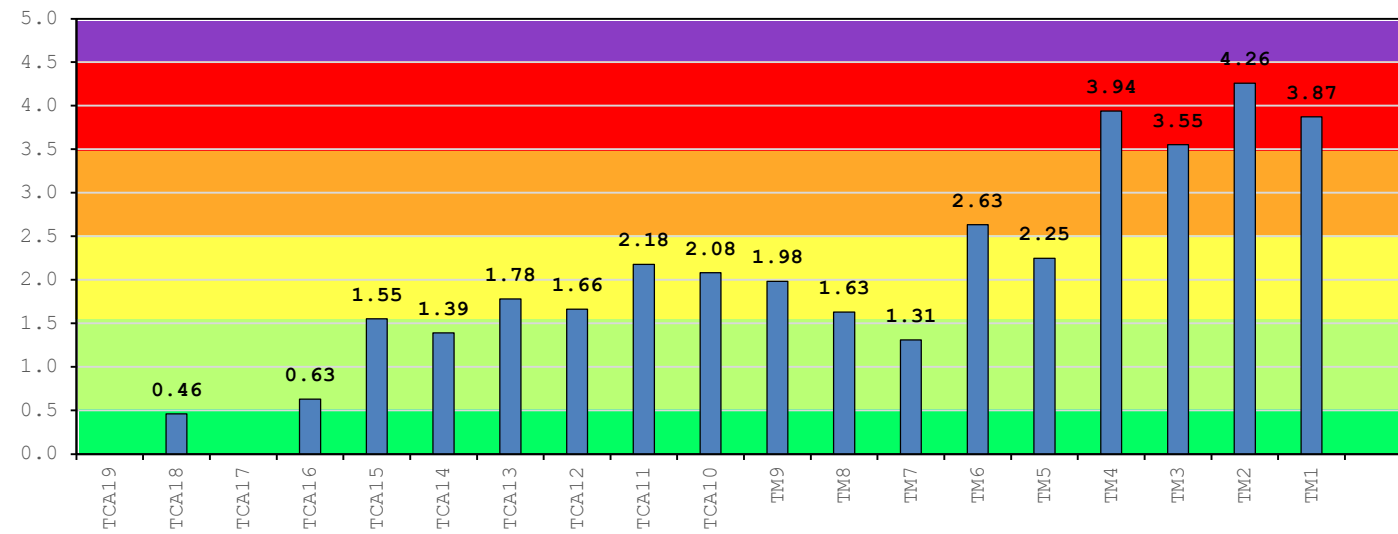


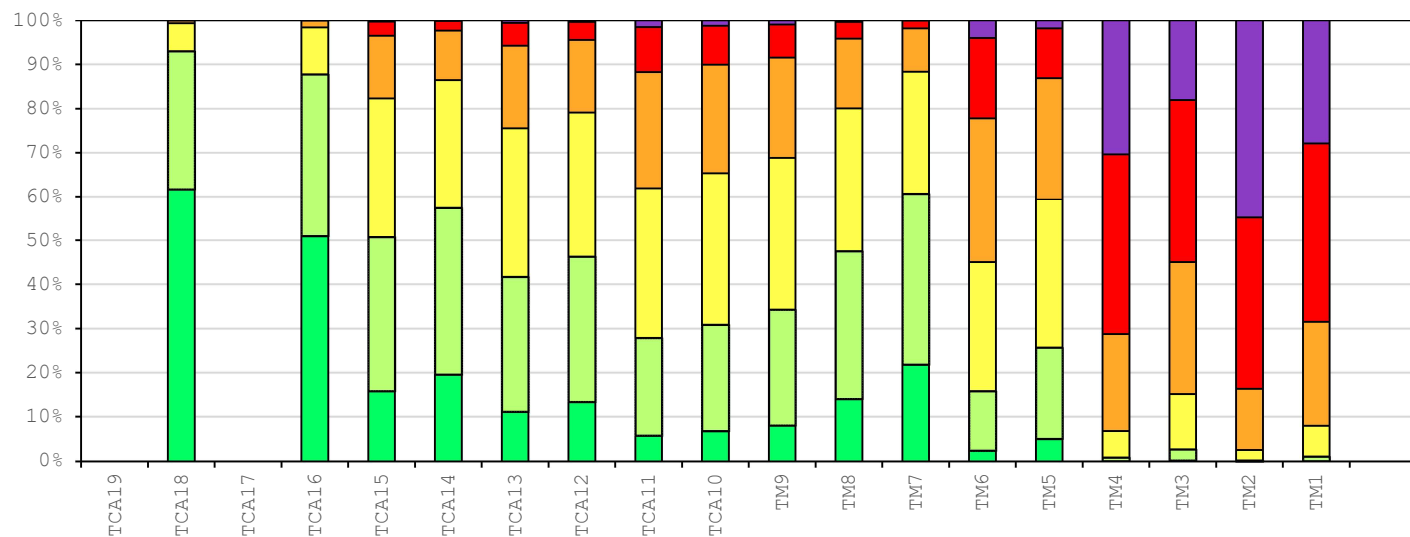
INCIDENZA TIPOLOGIE EDILIZIE



DANNO MEDIO TIPOLOGIE EDILIZIE



DISTRIBUZIONE DANNO SULLA TIPOLOGIA EDILIZIA

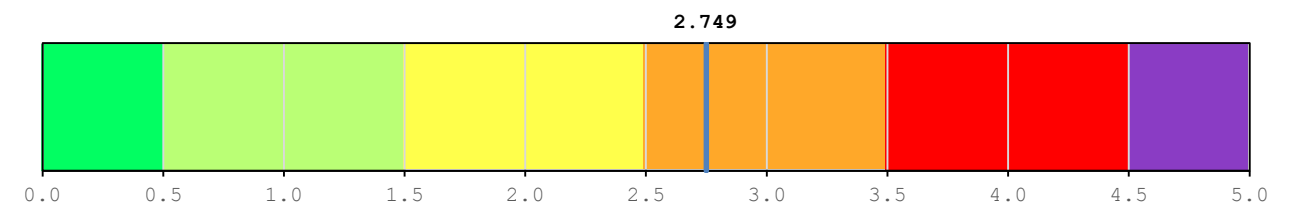


Tipologie significative a livello comunale

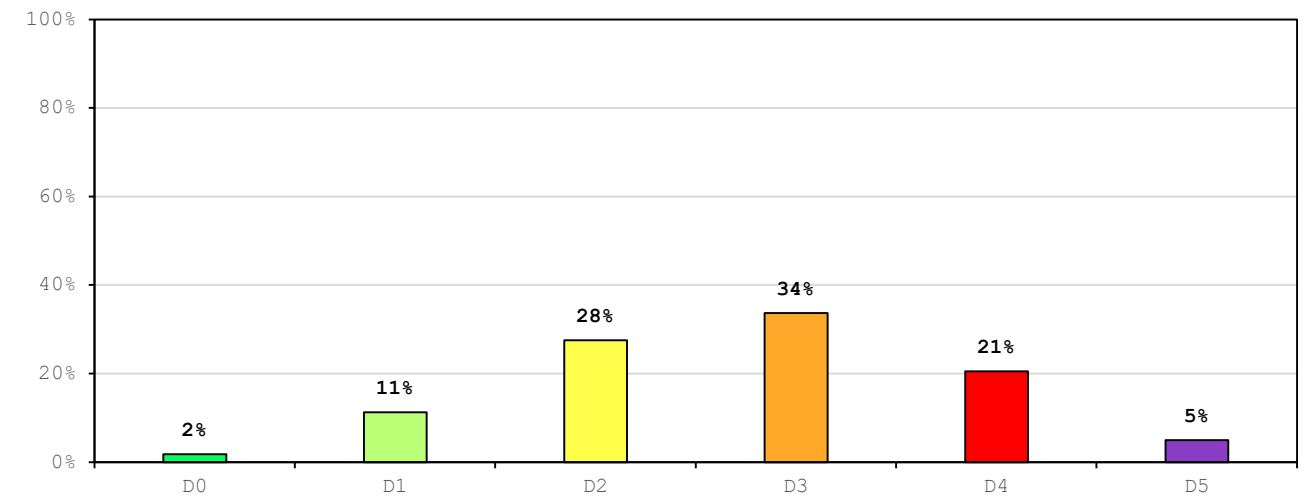
$I_{EMS-98} = 9$   $PGA = 0.203g$

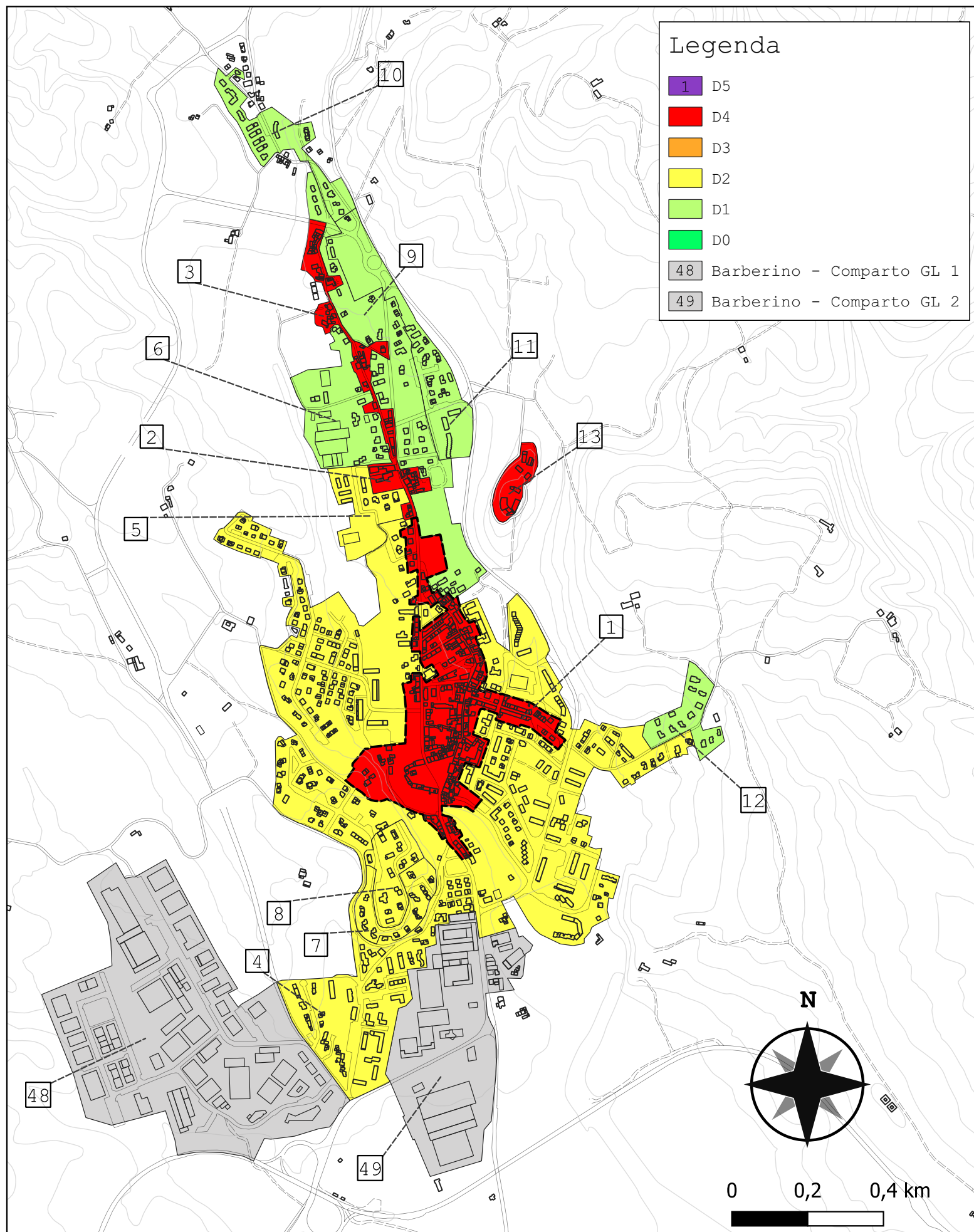
Tipologie	Vol. [m <sup>3</sup> ]	D_medio	D0	D1	D2	D3	D4	D5
TM1	661 207	3.873	0%	1%	7%	24%	41%	28%
TM2	426 878	4.259	0%	0%	2%	14%	39%	45%
TM3	256 423	3.552	0%	2%	12%	30%	37%	18%
TM4	131 553	3.939	0%	1%	6%	22%	41%	30%
TM5	89 964	2.249	5%	21%	34%	28%	11%	2%
TM6	42 683	2.633	2%	13%	29%	33%	18%	4%
TM7	246 994	1.312	22%	39%	28%	10%	2%	0%
TM8	55 231	1.631	14%	34%	33%	16%	4%	0%
TM9	52 416	1.984	8%	26%	35%	23%	7%	1%
TCA10	225 499	2.083	7%	24%	34%	25%	9%	1%
TCA11	192 734	2.177	6%	22%	34%	26%	10%	2%
TCA12	144 861	1.663	13%	33%	33%	16%	4%	0%
TCA13	43 542	1.779	11%	31%	34%	19%	5%	1%
TCA14	158 242	1.391	20%	38%	29%	11%	2%	0%
TCA15	25 229	1.551	16%	35%	32%	14%	3%	0%
TCA16	189 566	0.630	51%	37%	11%	2%	0%	0%
TCA17	-	-	-	-	-	-	-	-
TCA18	48 571	0.460	62%	31%	6%	1%	0%	0%
TCA19	-	-	-	-	-	-	-	-
altro	82 663	-	-	-	-	-	-	-
tot.	3 074 256	2.749	2%	11%	28%	34%	21%	5%

DANNO MEDIO COMUNE



DISTRIBUZIONE DANNO SUL COMUNE



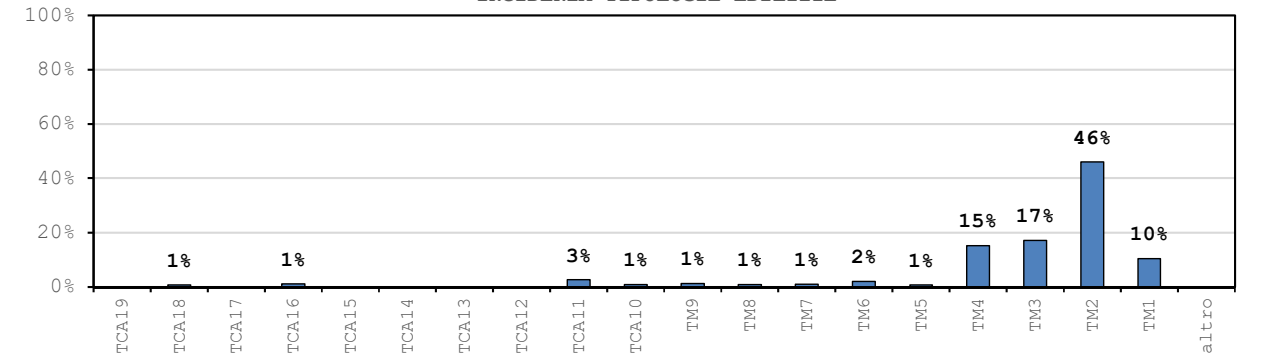


Comparto 1		Barberino 1A							$I_{EMS-98} = 9$ $PGA = 0.203g$	
		Incidenza vol. comparto a livello comunale 9.9%								
Tipologie	Vol. [m <sup>3</sup> ]	D <sub>medio</sub>	D0	D1	D2	D3	D4	D5		
TM1	31 846	3.815	0%	1%	8%	25%	40%	26%		
TM2	139 768	4.283	0%	0%	2%	13%	39%	46%		
TM3	52 071	3.479	0%	3%	14%	31%	36%	16%		
TM4	46 350	3.876	0%	1%	7%	24%	41%	28%		
TM5	2 306	2.457	3%	16%	32%	31%	15%	3%		
TM6	6 168	2.870	1%	9%	25%	34%	23%	6%		
TM7	2 948	1.607	14%	34%	32%	15%	4%	0%		
TM8	2 446	1.895	9%	28%	34%	21%	6%	1%		
TM9	3 712	2.067	7%	24%	34%	24%	9%	1%		
TCA10	2 593	2.011	8%	26%	35%	23%	8%	1%		
TCA11	7 890	2.201	5%	22%	34%	27%	11%	2%		
TCA12	-	-	-	-	-	-	-	-		
TCA13	-	-	-	-	-	-	-	-		
TCA14	-	-	-	-	-	-	-	-		
TCA15	-	-	-	-	-	-	-	-		
TCA16	3 242	0.630	51%	37%	11%	2%	0%	0%		
TCA17	-	-	-	-	-	-	-	-		
TCA18	2 283	0.460	62%	31%	6%	1%	0%	0%		
TCA19	-	-	-	-	-	-	-	-		
altro	-	-	-	-	-	-	-	-		
tot.	303 621	3.778	0%	1%	8%	26%	40%	25%		

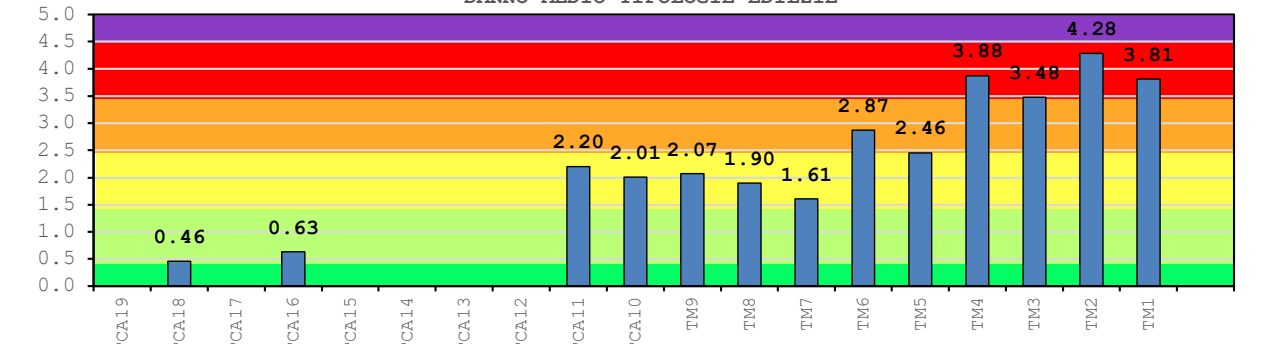
DISTRIBUZIONE DANNO SUL COMPARTO



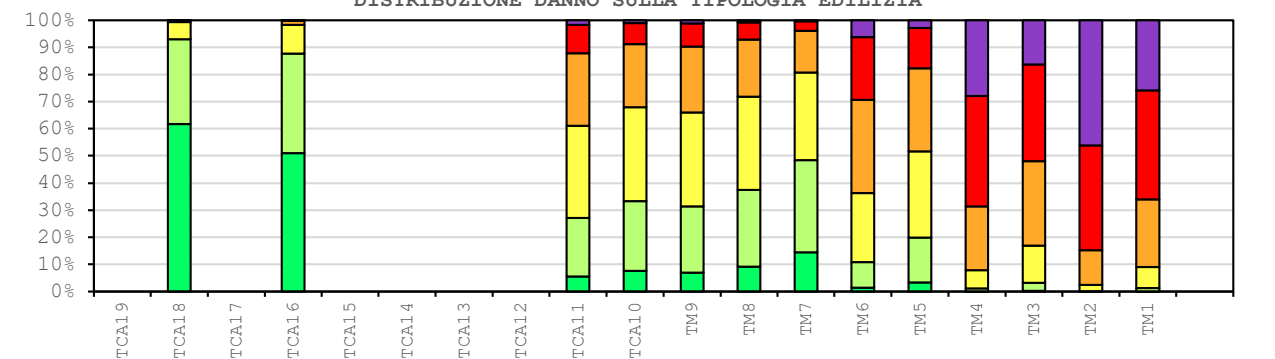
INCIDENZA TIPOLOGIE EDILIZIE

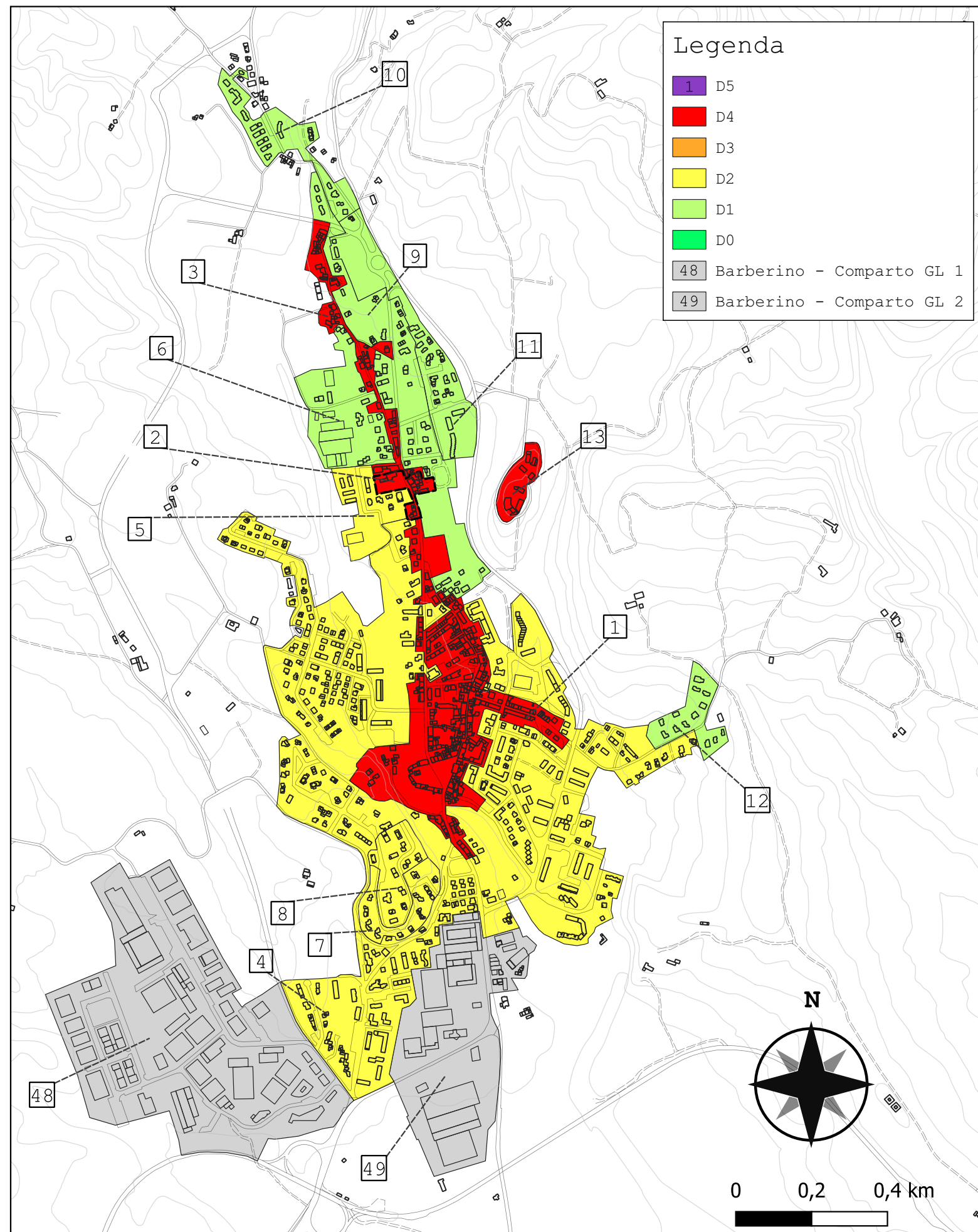


DANNO MEDIO TIPOLOGIE EDILIZIE



DISTRIBUZIONE DANNO SULLA TIPOLOGIA EDILIZIA



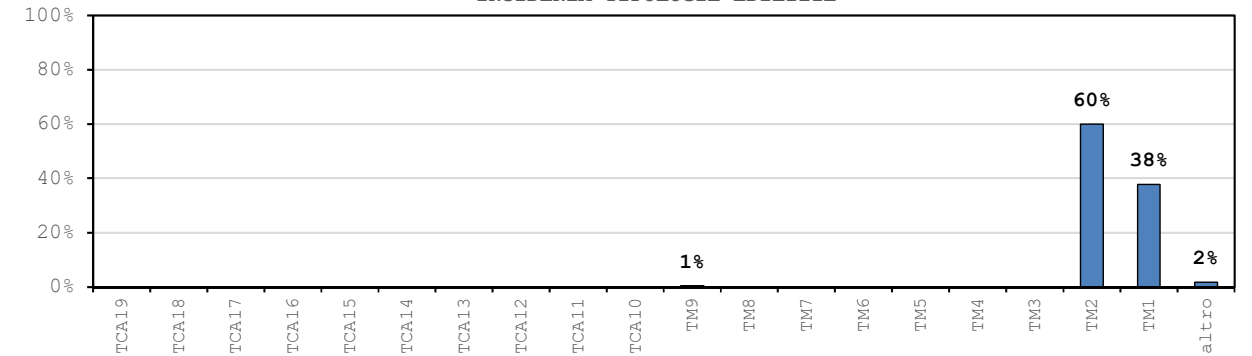


Comparto 2		Barberino 1B		$I_{EMS-98} = 9$ $PGA = 0.203g$					
		Incidenza vol. comparto a livello comunale 0.5%							
Tipologie	Vol. [m <sup>3</sup> ]	D <sub>medio</sub>	D0	D1	D2	D3	D4	D5	
TM1	6 248	3.963	0%	1%	6%	21%	41%	31%	
TM2	9 923	4.372	0%	0%	2%	11%	37%	51%	
TM3	-	-	-	-	-	-	-	-	
TM4	-	-	-	-	-	-	-	-	
TM5	-	-	-	-	-	-	-	-	
TM6	-	-	-	-	-	-	-	-	
TM7	-	-	-	-	-	-	-	-	
TM8	-	-	-	-	-	-	-	-	
TM9	86	2.344	4%	19%	33%	29%	13%	2%	
TCA10	-	-	-	-	-	-	-	-	
TCA11	-	-	-	-	-	-	-	-	
TCA12	-	-	-	-	-	-	-	-	
TCA13	-	-	-	-	-	-	-	-	
TCA14	-	-	-	-	-	-	-	-	
TCA15	-	-	-	-	-	-	-	-	
TCA16	-	-	-	-	-	-	-	-	
TCA17	-	-	-	-	-	-	-	-	
TCA18	-	-	-	-	-	-	-	-	
TCA19	-	-	-	-	-	-	-	-	
altro	291	-	-	-	-	-	-	-	
tot.	16 547	4.204	0%	0%	3%	15%	40%	42%	

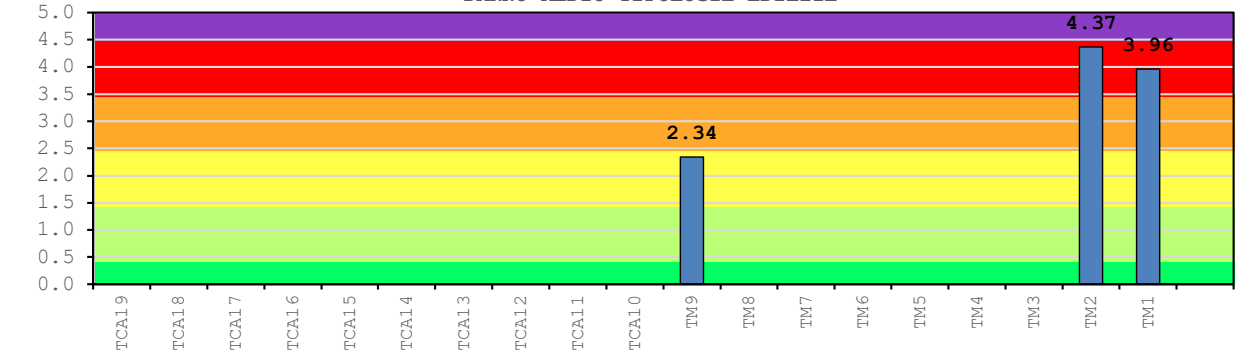
DISTRIBUZIONE DANNO SUL COMPARTO



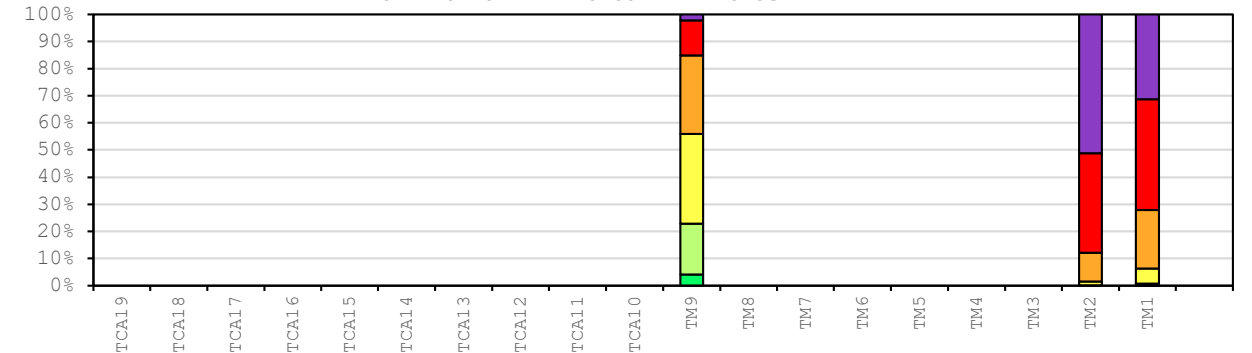
INCIDENZA TIPOLOGIE EDILIZIE

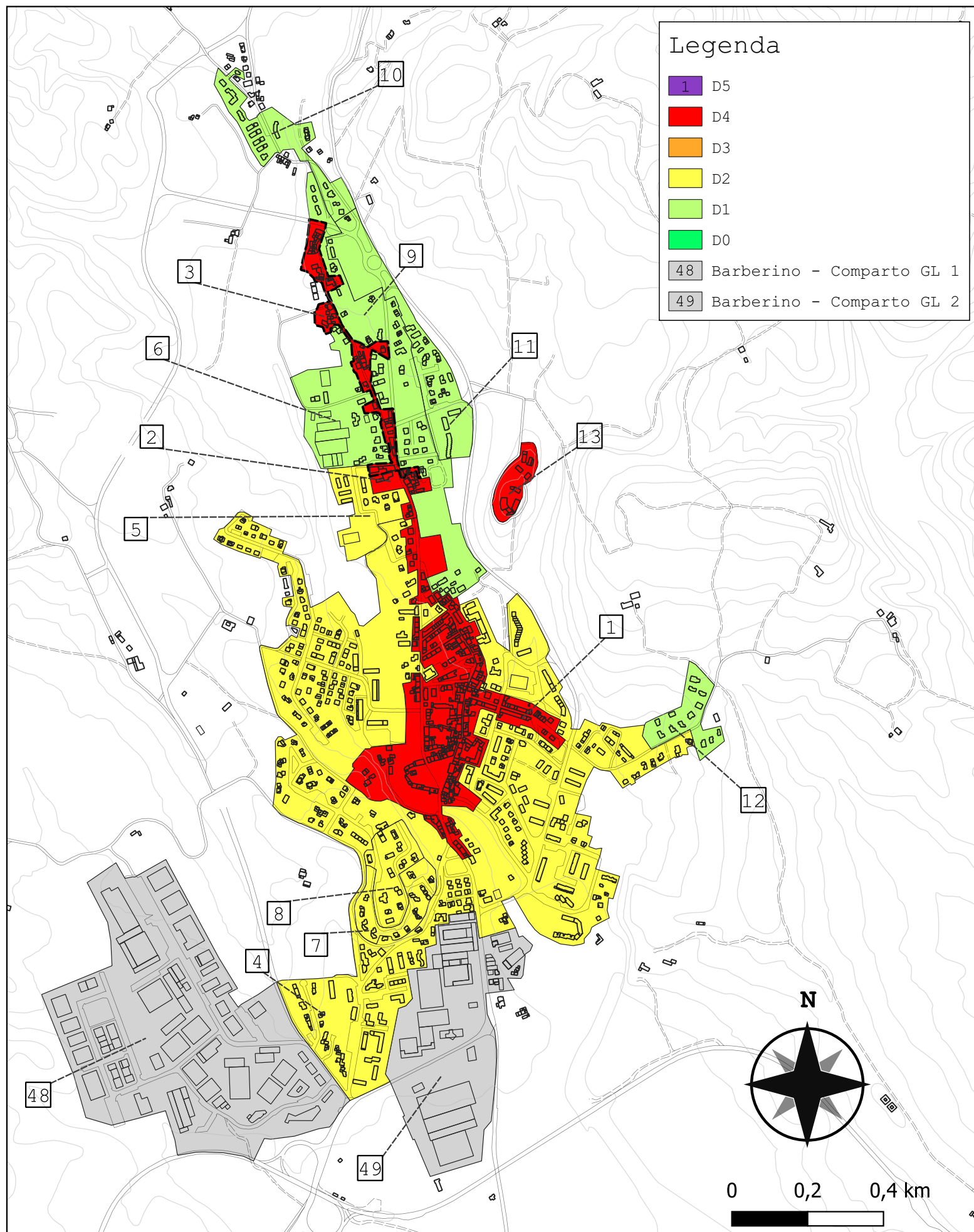


DANNO MEDIO TIPOLOGIE EDILIZIE

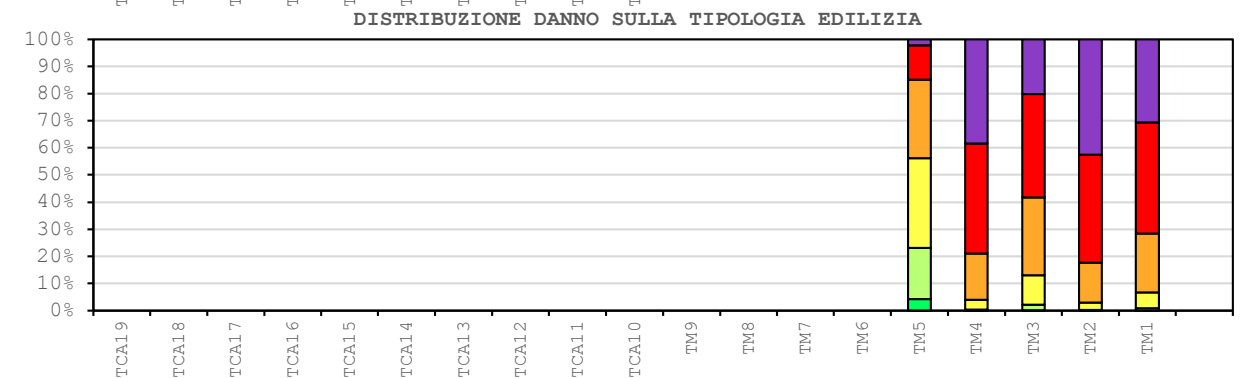
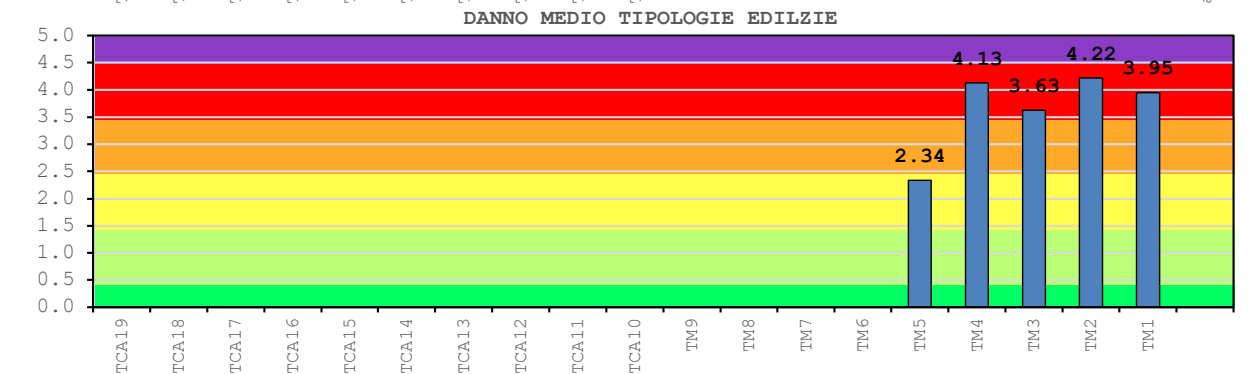
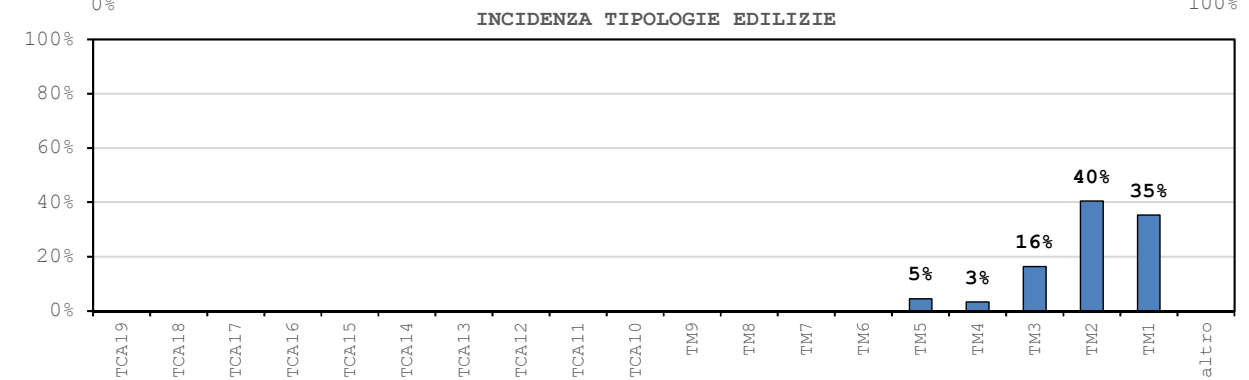
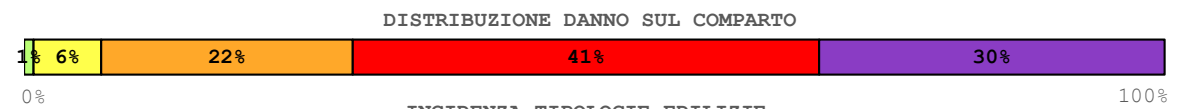


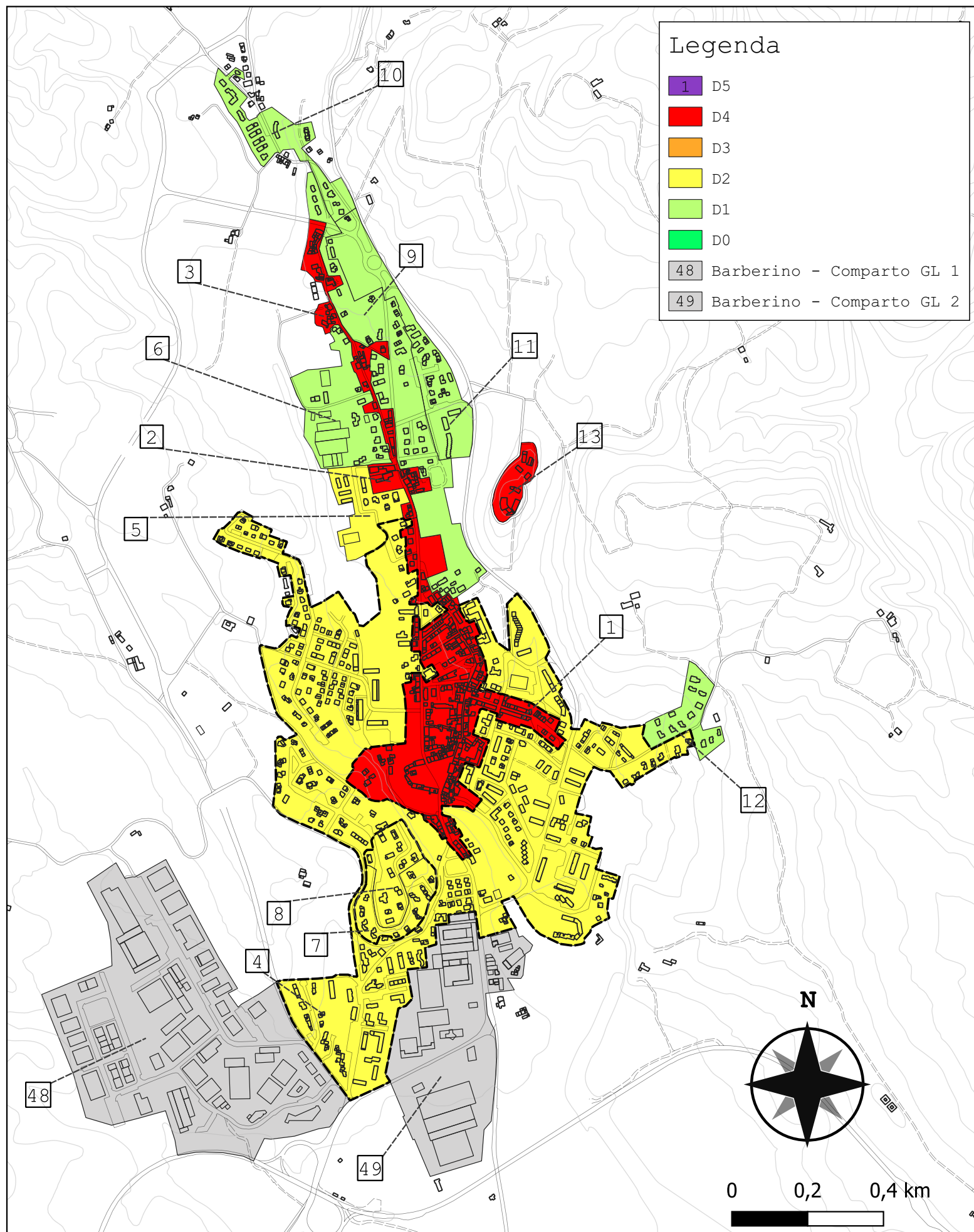
DISTRIBUZIONE DANNO SULLA TIPOLOGIA EDILIZIA



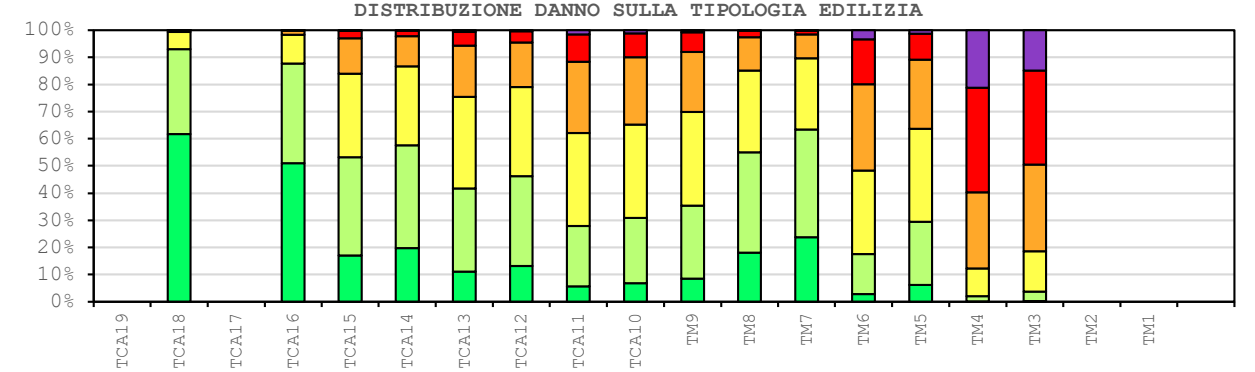
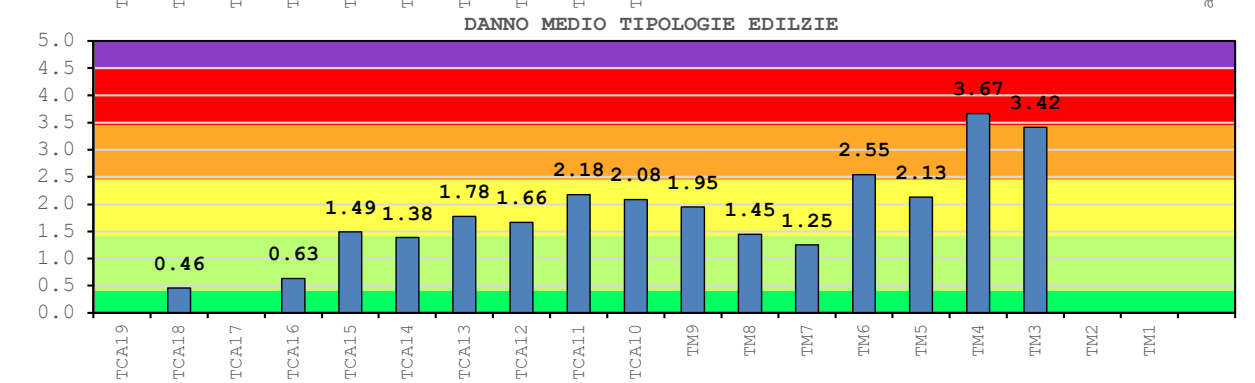
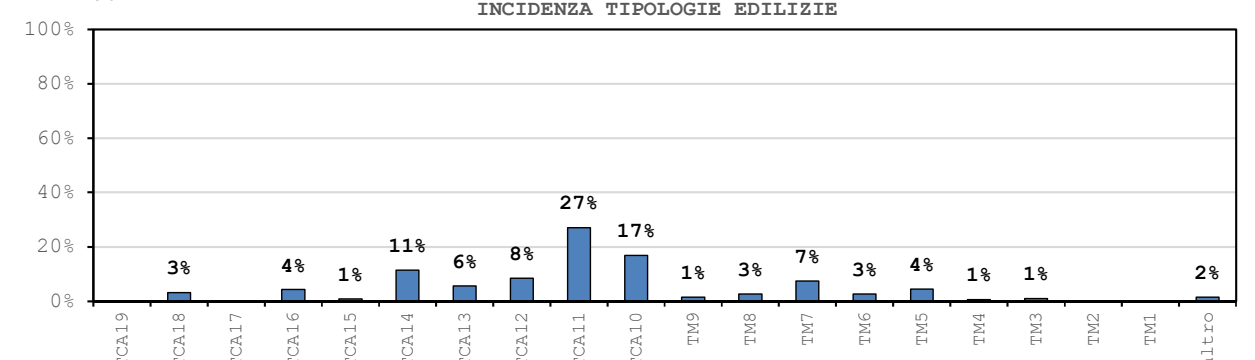
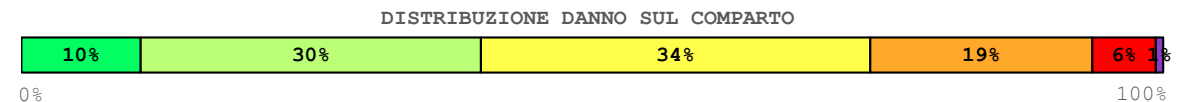


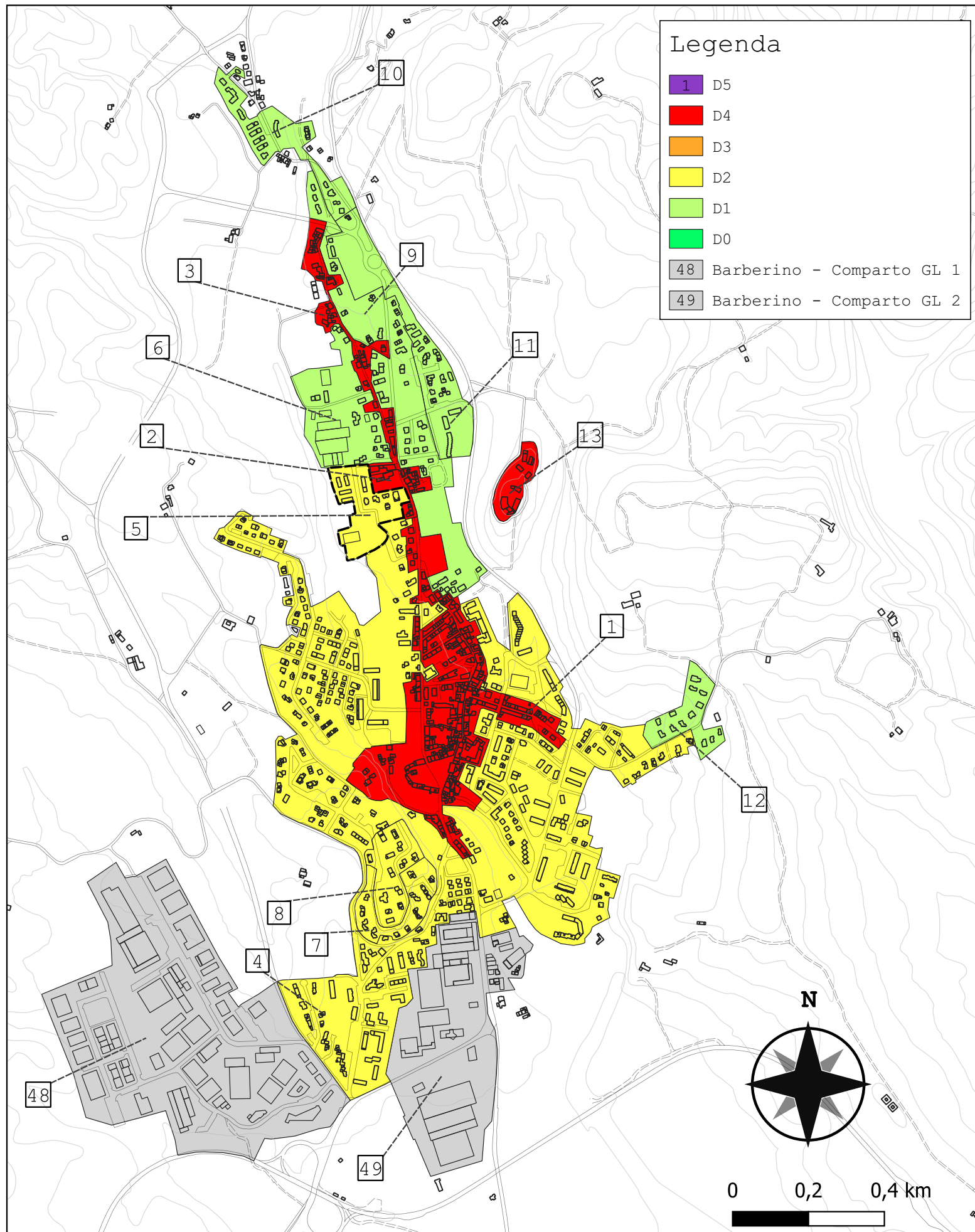
Comparto 3		Barberino 1C							$I_{EMS-98} = 9$ $PGA = 0.203g$	
		Incidenza vol. comparto a livello comunale 1.6%								
Tipologie	Vol. [m <sup>3</sup> ]	D <sub>medio</sub>	D0	D1	D2	D3	D4	D5		
TM1	16 892	3.948	0%	1%	6%	22%	41%	31%		
TM2	19 350	4.216	0%	0%	3%	15%	40%	43%		
TM3	7 816	3.632	0%	2%	11%	29%	38%	20%		
TM4	1 590	4.130	0%	0%	4%	17%	40%	38%		
TM5	2 173	2.336	4%	19%	33%	29%	13%	2%		
TM6	-	-	-	-	-	-	-	-		
TM7	-	-	-	-	-	-	-	-		
TM8	-	-	-	-	-	-	-	-		
TM9	-	-	-	-	-	-	-	-		
TCA10	-	-	-	-	-	-	-	-		
TCA11	-	-	-	-	-	-	-	-		
TCA12	-	-	-	-	-	-	-	-		
TCA13	-	-	-	-	-	-	-	-		
TCA14	-	-	-	-	-	-	-	-		
TCA15	-	-	-	-	-	-	-	-		
TCA16	-	-	-	-	-	-	-	-		
TCA17	-	-	-	-	-	-	-	-		
TCA18	-	-	-	-	-	-	-	-		
TCA19	-	-	-	-	-	-	-	-		
altro	-	-	-	-	-	-	-	-		
tot.	47 821	3.938	0%	1%	6%	22%	41%	30%		



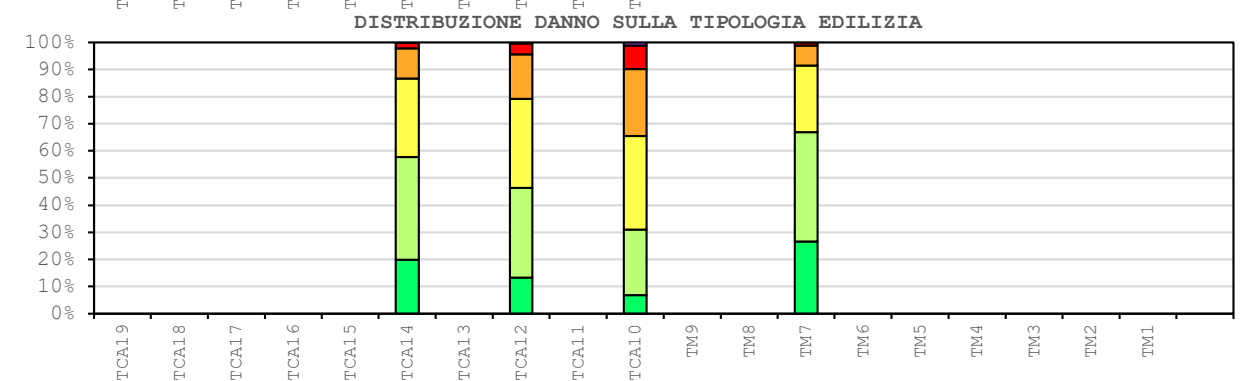
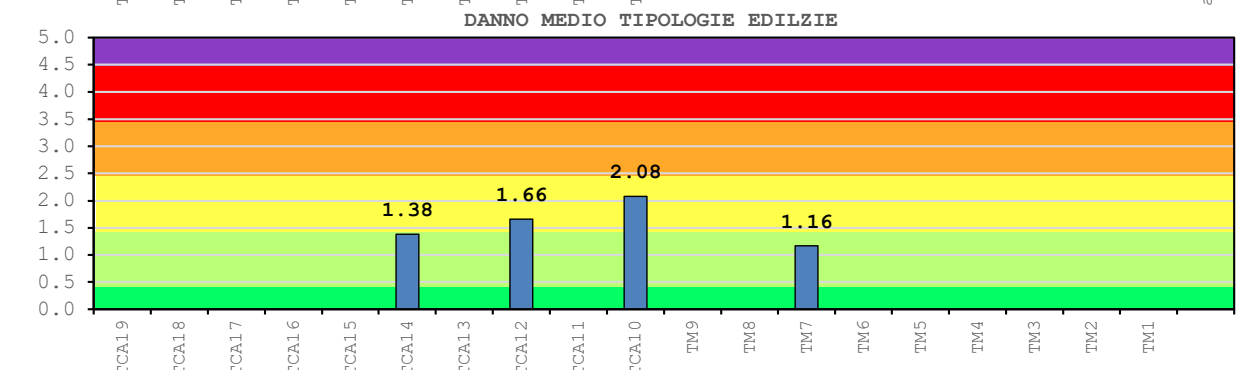
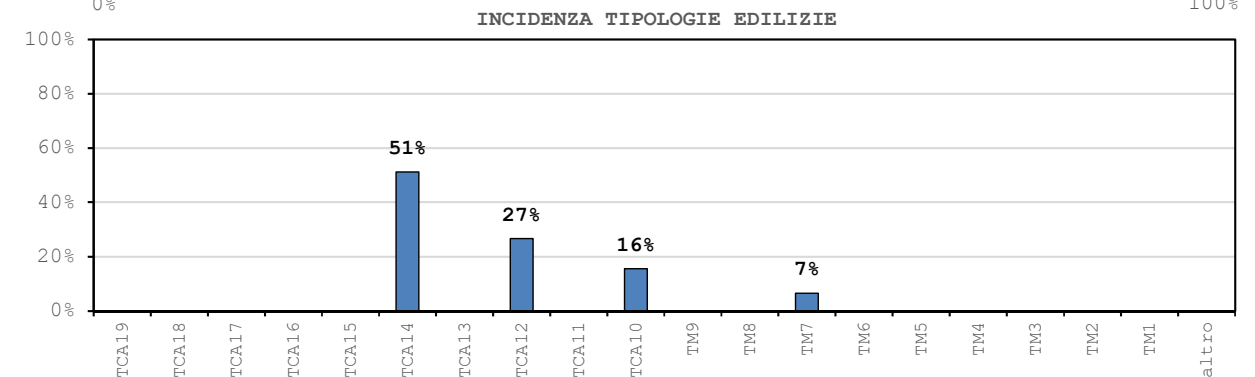
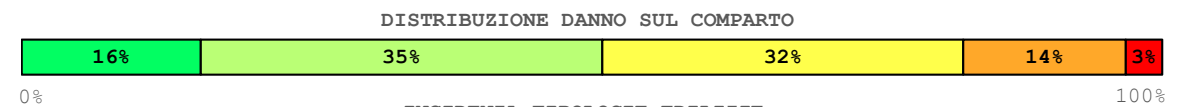


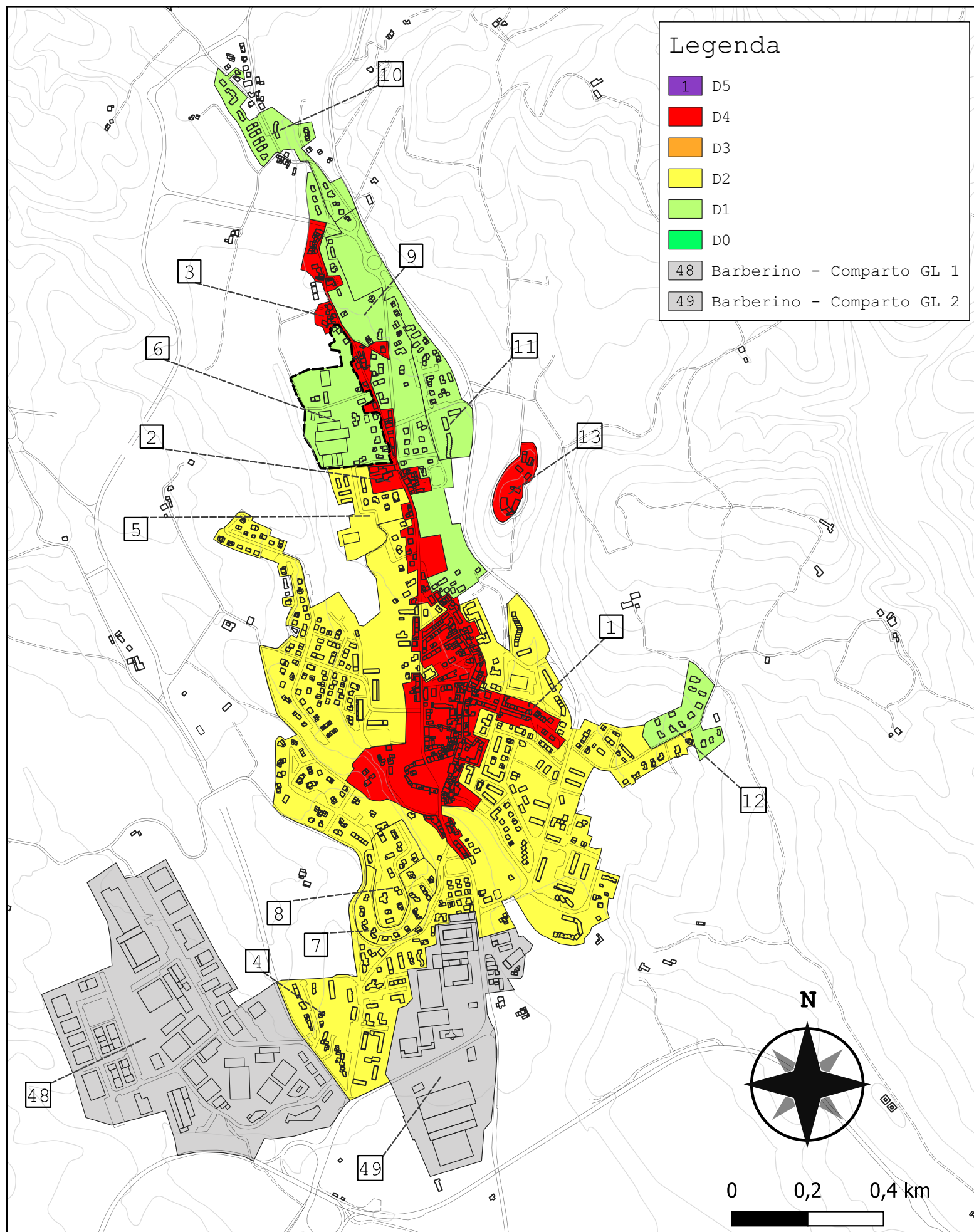
Comparto 4		Barberino 2A							$I_{EMS-98} = 9$ $PGA = 0.203g$	
		Incidenza vol. comparto a livello comunale 19.6%								
Tipologie	Vol. [m <sup>3</sup> ]	D <sub>medio</sub>	D0	D1	D2	D3	D4	D5		
TM1	-	-	-	-	-	-	-	-	-	-
TM2	-	-	-	-	-	-	-	-	-	-
TM3	6 182	3.419	0%	3%	15%	32%	35%	15%		
TM4	3 707	3.665	0%	2%	10%	28%	39%	21%		
TM5	26 576	2.128	6%	23%	34%	25%	9%	1%		
TM6	15 976	2.545	3%	15%	31%	32%	16%	3%		
TM7	44 876	1.248	24%	40%	26%	9%	1%	0%		
TM8	15 542	1.447	18%	37%	30%	12%	2%	0%		
TM9	8 815	1.951	8%	27%	35%	22%	7%	1%		
TCA10	101 276	2.084	7%	24%	34%	25%	9%	1%		
TCA11	163 287	2.176	6%	22%	34%	26%	10%	2%		
TCA12	50 998	1.664	13%	33%	33%	16%	4%	0%		
TCA13	33 653	1.780	11%	31%	34%	19%	5%	1%		
TCA14	69 011	1.383	20%	38%	29%	11%	2%	0%		
TCA15	5 097	1.491	17%	36%	31%	13%	3%	0%		
TCA16	25 692	0.630	51%	37%	11%	2%	0%	0%		
TCA17	-	-	-	-	-	-	-	-		
TCA18	19 278	0.460	62%	31%	6%	1%	0%	0%		
TCA19	-	-	-	-	-	-	-	-		
altro	9 258									
tot.	601 781	1.818	10%	30%	34%	19%	6%	1%		





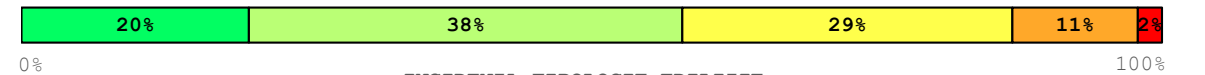
Comparto 5		Barberino 2B						$I_{EMS-98} = 9$ $PGA = 0.203g$	
Incidenza vol. comparto a livello comunale 0.5%									
Tipologie	Vol. [m <sup>3</sup> ]	D <sub>medio</sub>	D0	D1	D2	D3	D4	D5	
TM1	-	-	-	-	-	-	-	-	
TM2	-	-	-	-	-	-	-	-	
TM3	-	-	-	-	-	-	-	-	
TM4	-	-	-	-	-	-	-	-	
TM5	-	-	-	-	-	-	-	-	
TM6	-	-	-	-	-	-	-	-	
TM7	1 005	1.163	27%	40%	24%	7%	1%	0%	
TM8	-	-	-	-	-	-	-	-	
TM9	-	-	-	-	-	-	-	-	
TCA10	2 386	2.078	7%	24%	34%	25%	9%	1%	
TCA11	-	-	-	-	-	-	-	-	
TCA12	4 063	1.661	13%	33%	33%	16%	4%	0%	
TCA13	-	-	-	-	-	-	-	-	
TCA14	7 821	1.382	20%	38%	29%	11%	2%	0%	
TCA15	-	-	-	-	-	-	-	-	
TCA16	-	-	-	-	-	-	-	-	
TCA17	-	-	-	-	-	-	-	-	
TCA18	-	-	-	-	-	-	-	-	
TCA19	-	-	-	-	-	-	-	-	
altro	-	-	-	-	-	-	-	-	
tot.	15 275	1.550	16%	35%	32%	14%	3%	0%	



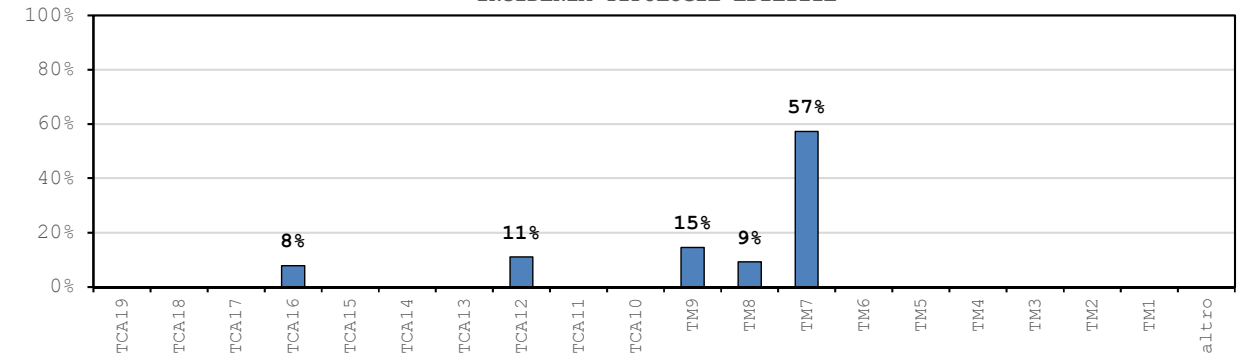


Comparto 6		Barberino 2C		$I_{EMS-98} = 9$ $PGA = 0.203g$				
Incidenza vol. comparto a livello comunale 0.6%								
Tipologie	Vol. [m <sup>3</sup> ]	D <sub>medio</sub>	D0	D1	D2	D3	D4	D5
TM1	-	-	-	-	-	-	-	-
TM2	-	-	-	-	-	-	-	-
TM3	-	-	-	-	-	-	-	-
TM4	-	-	-	-	-	-	-	-
TM5	-	-	-	-	-	-	-	-
TM6	-	-	-	-	-	-	-	-
TM7	9 790	1.251	24%	40%	26%	9%	1%	0%
TM8	1 577	1.584	15%	35%	32%	15%	3%	0%
TM9	2 479	1.974	8%	26%	35%	23%	7%	1%
TCA10	-	-	-	-	-	-	-	-
TCA11	-	-	-	-	-	-	-	-
TCA12	1 898	1.620	14%	34%	32%	16%	4%	0%
TCA13	-	-	-	-	-	-	-	-
TCA14	-	-	-	-	-	-	-	-
TCA15	-	-	-	-	-	-	-	-
TCA16	1 342	0.630	51%	37%	11%	2%	0%	0%
TCA17	-	-	-	-	-	-	-	-
TCA18	-	-	-	-	-	-	-	-
TCA19	-	-	-	-	-	-	-	-
altro	-	-	-	-	-	-	-	-
tot.	17 086	1.379	20%	38%	29%	11%	2%	0%

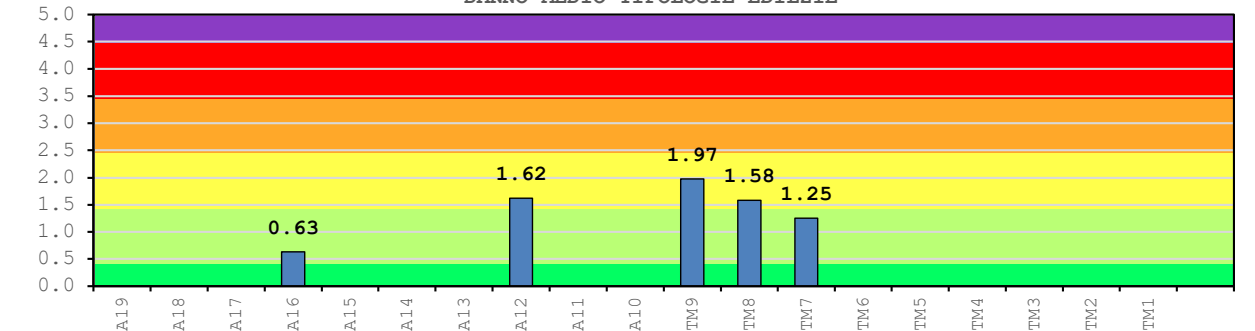
DISTRIBUZIONE DANNO SUL COMPARTO



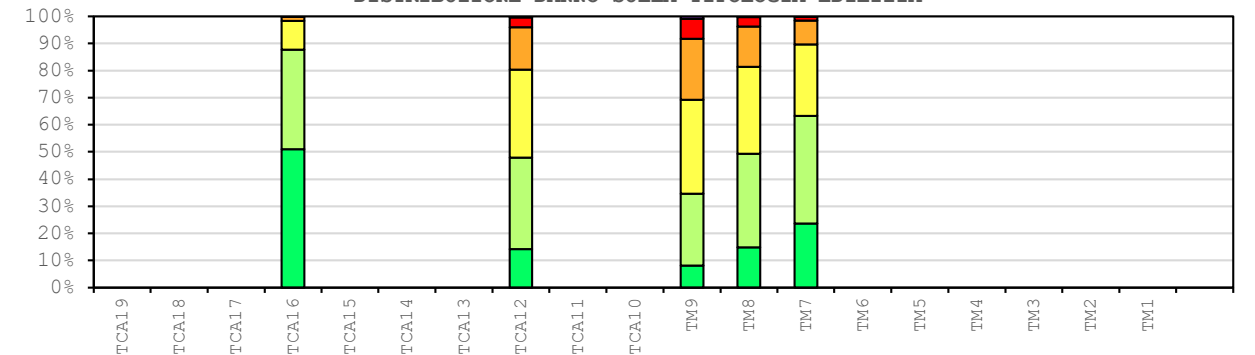
INCIDENZA TIPOLOGIE EDILIZIE



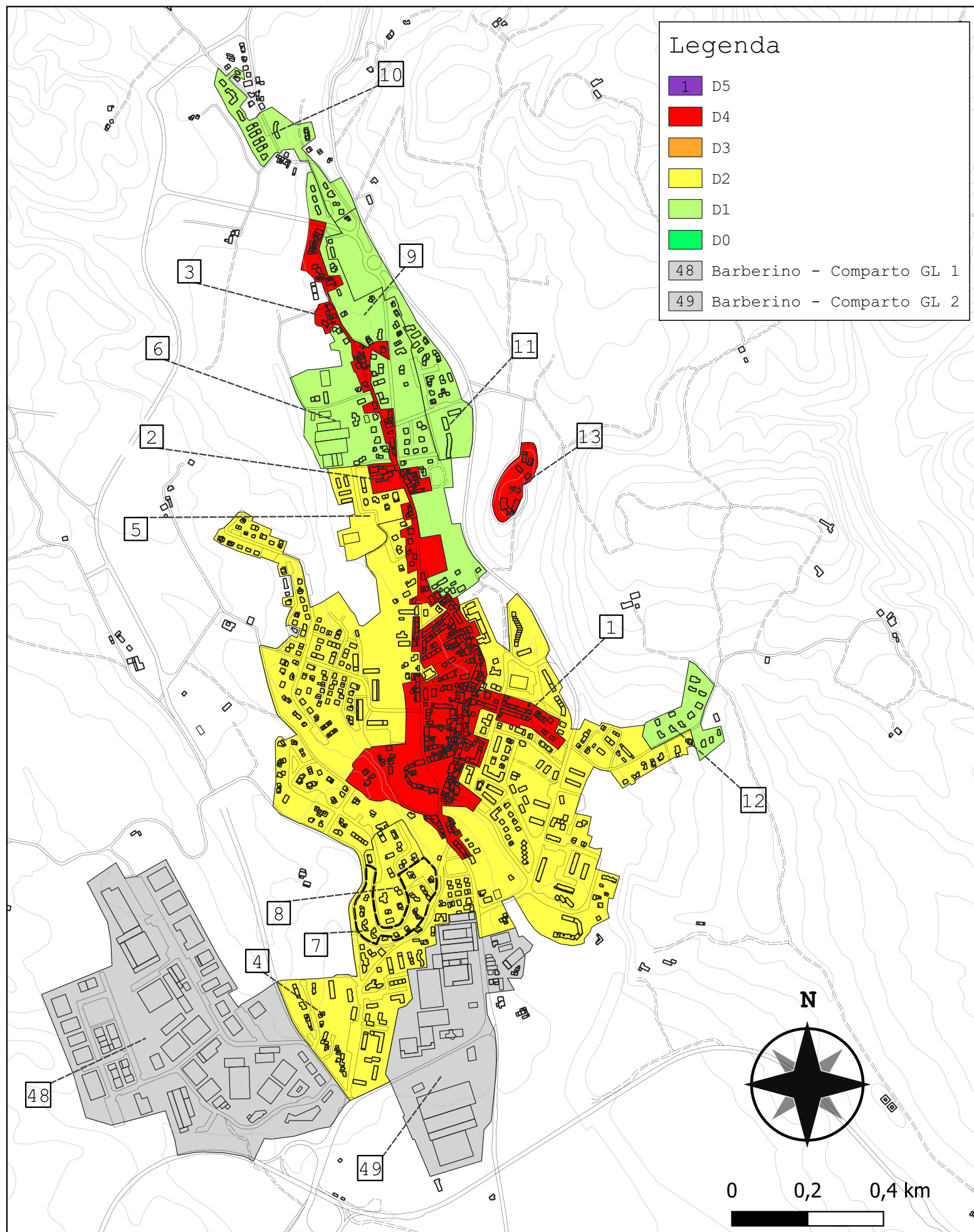
DANNO MEDIO TIPOLOGIE EDILIZIE



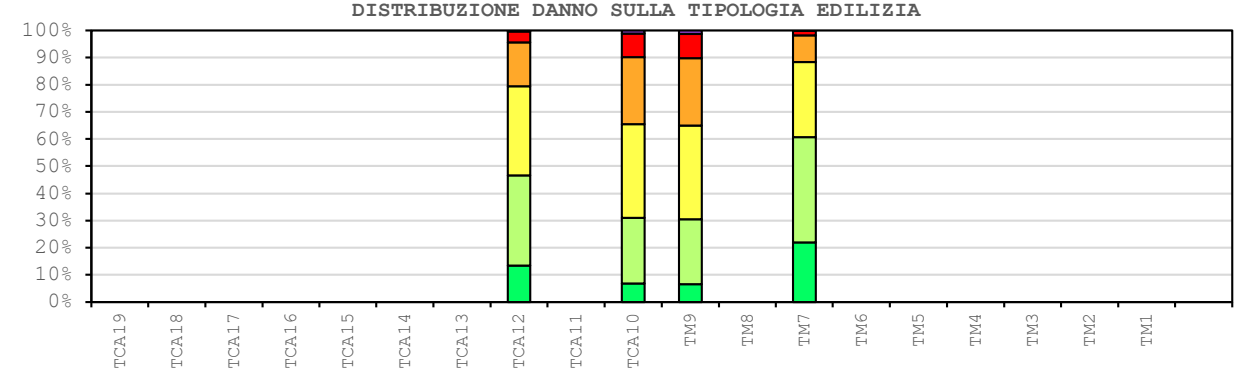
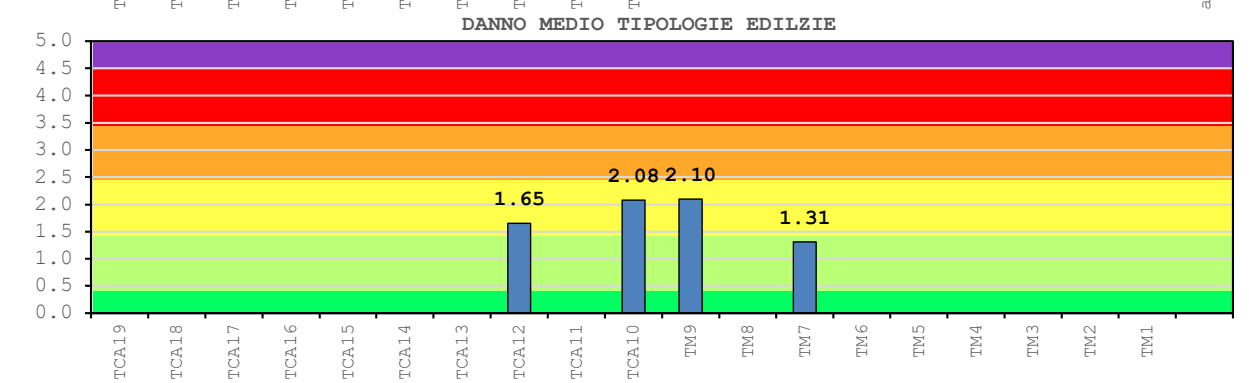
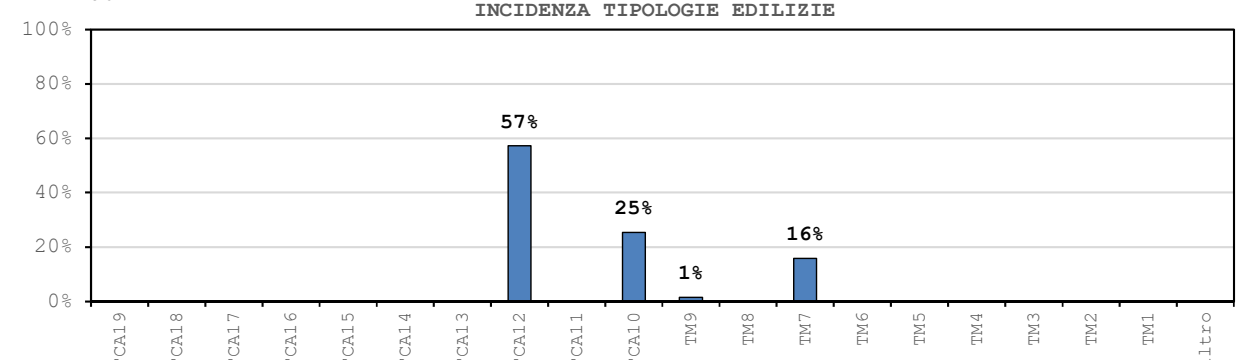
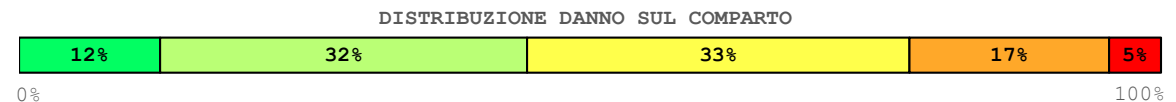
DISTRIBUZIONE DANNO SULLA TIPOLOGIA EDILIZIA

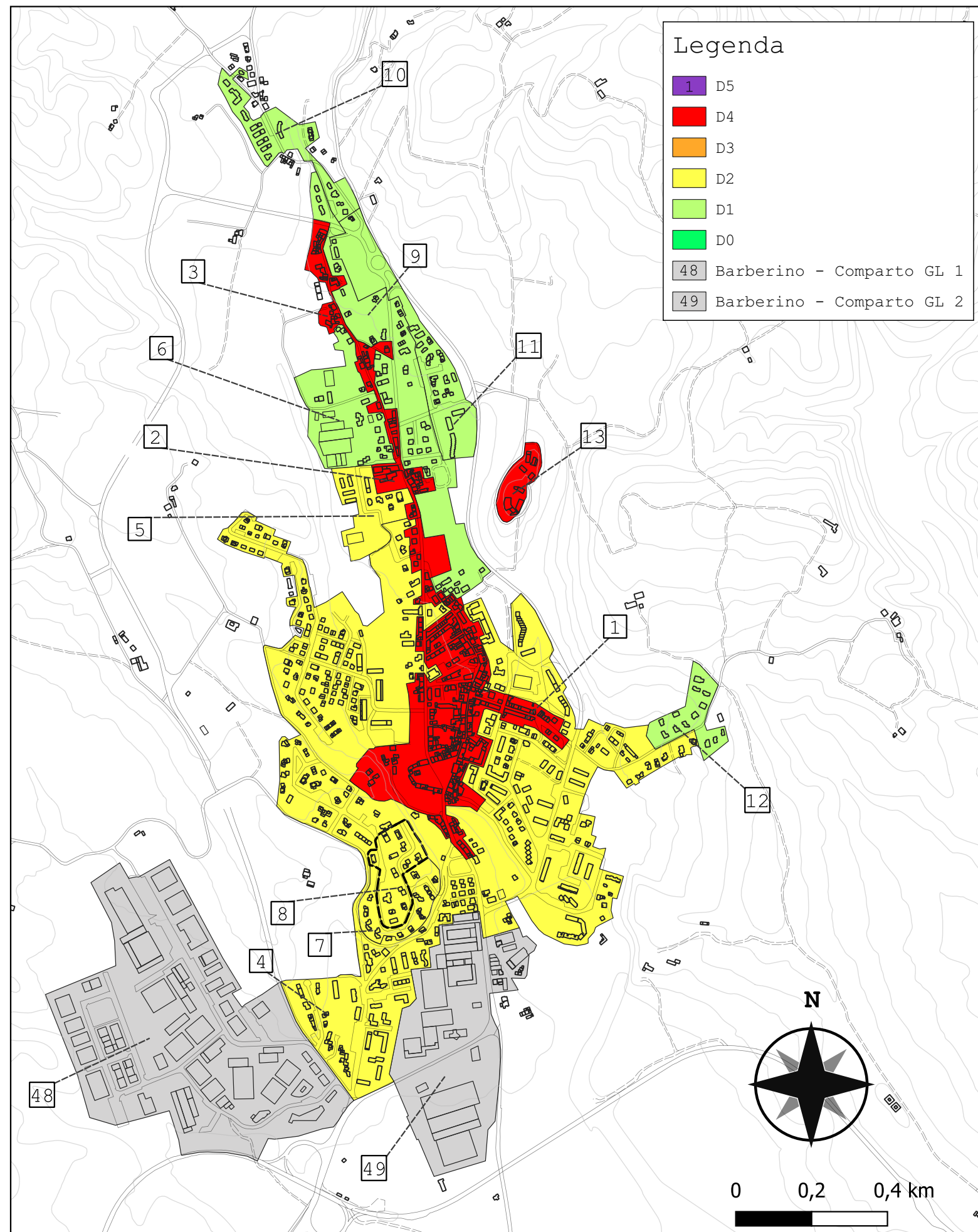




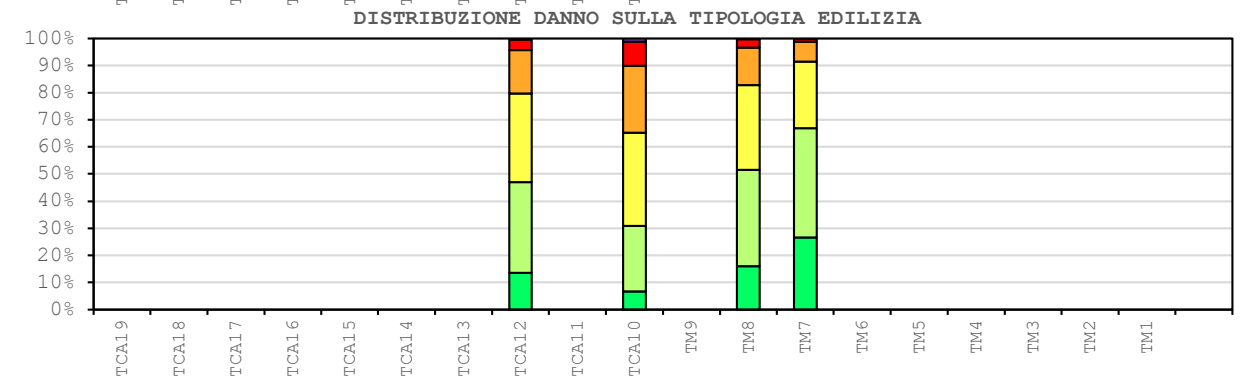
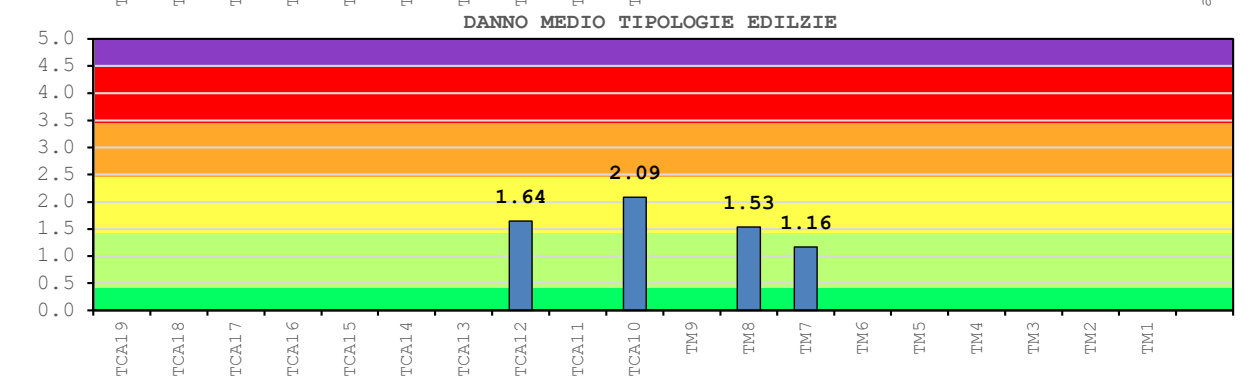
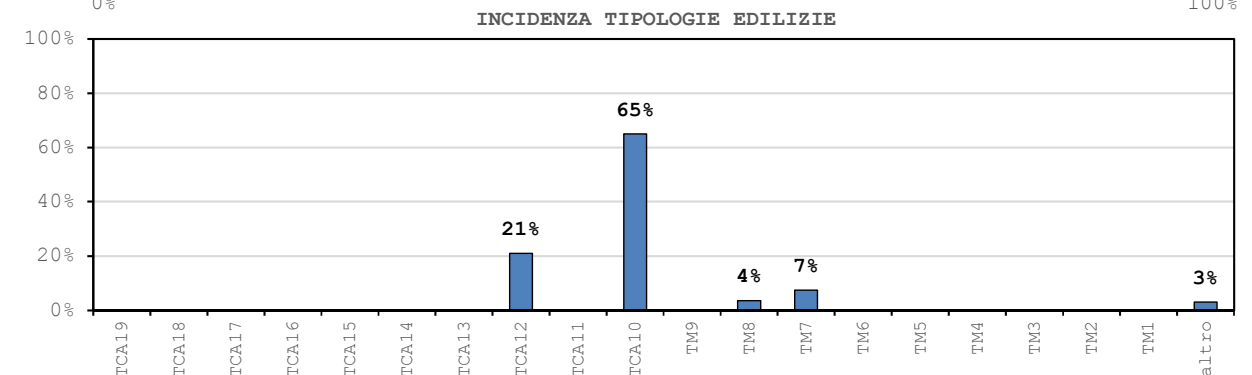
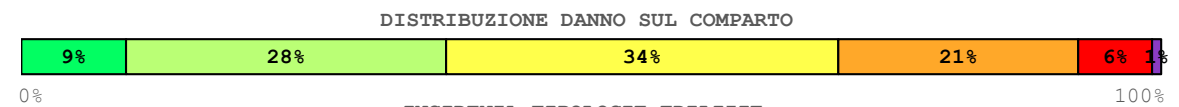


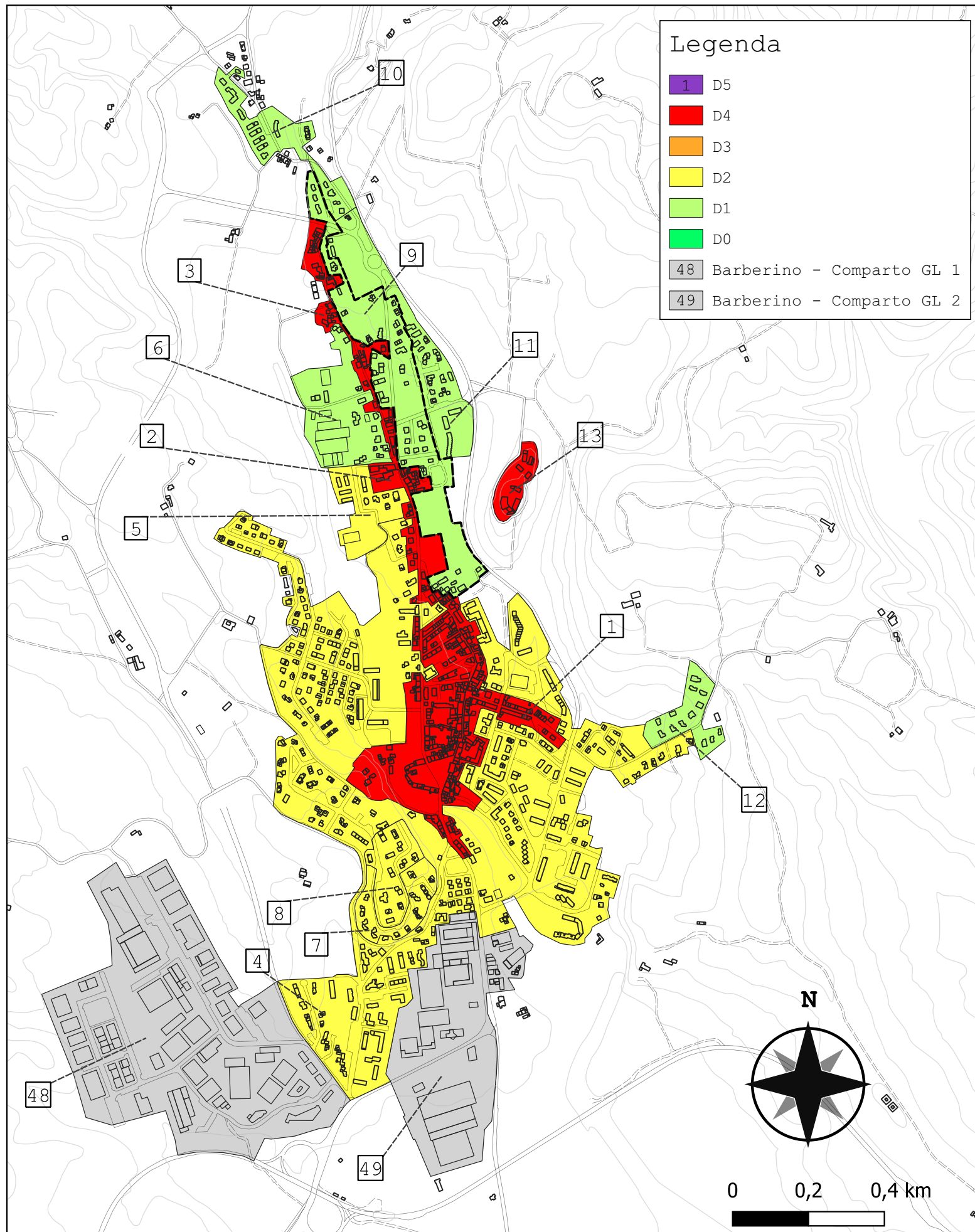
Comparto 7		Barberino 2D							$I_{EMS-98} = 9$ $PGA = 0.203g$	
		Incidenza vol. comparto a livello comunale 0.6%								
Tipologie	Vol. [m <sup>3</sup> ]	D <sub>medio</sub>	D0	D1	D2	D3	D4	D5		
TM1	-	-	-	-	-	-	-	-	-	-
TM2	-	-	-	-	-	-	-	-	-	-
TM3	-	-	-	-	-	-	-	-	-	-
TM4	-	-	-	-	-	-	-	-	-	-
TM5	-	-	-	-	-	-	-	-	-	-
TM6	-	-	-	-	-	-	-	-	-	-
TM7	3 091	1.310	22%	39%	28%	10%	2%	0%		
TM8	-	-	-	-	-	-	-	-	-	-
TM9	273	2.096	7%	24%	34%	25%	9%	1%		
TCA10	4 951	2.078	7%	24%	34%	25%	9%	1%		
TCA11	-	-	-	-	-	-	-	-	-	-
TCA12	11 158	1.653	13%	33%	33%	16%	4%	0%		
TCA13	-	-	-	-	-	-	-	-	-	-
TCA14	-	-	-	-	-	-	-	-	-	-
TCA15	-	-	-	-	-	-	-	-	-	-
TCA16	-	-	-	-	-	-	-	-	-	-
TCA17	-	-	-	-	-	-	-	-	-	-
TCA18	-	-	-	-	-	-	-	-	-	-
TCA19	-	-	-	-	-	-	-	-	-	-
altro	-	-	-	-	-	-	-	-	-	-
tot.	19 473	1.713	12%	32%	33%	17%	5%	0%		



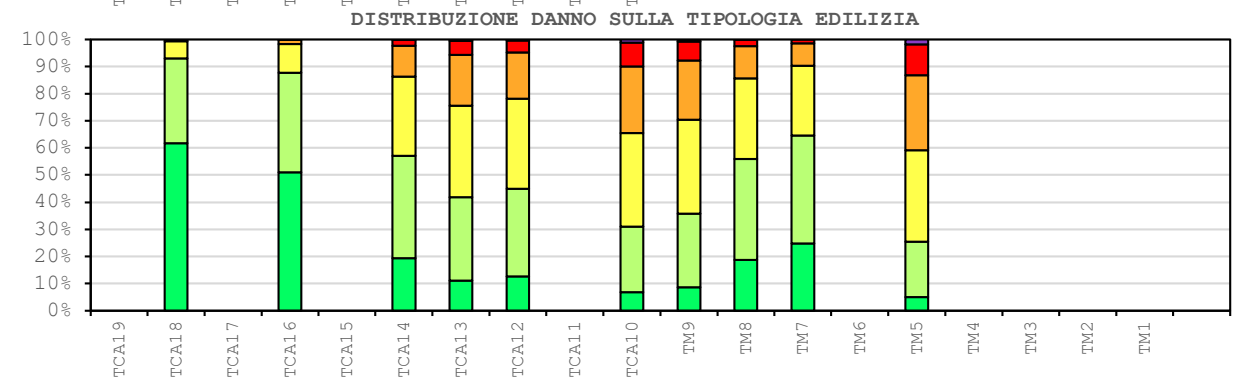
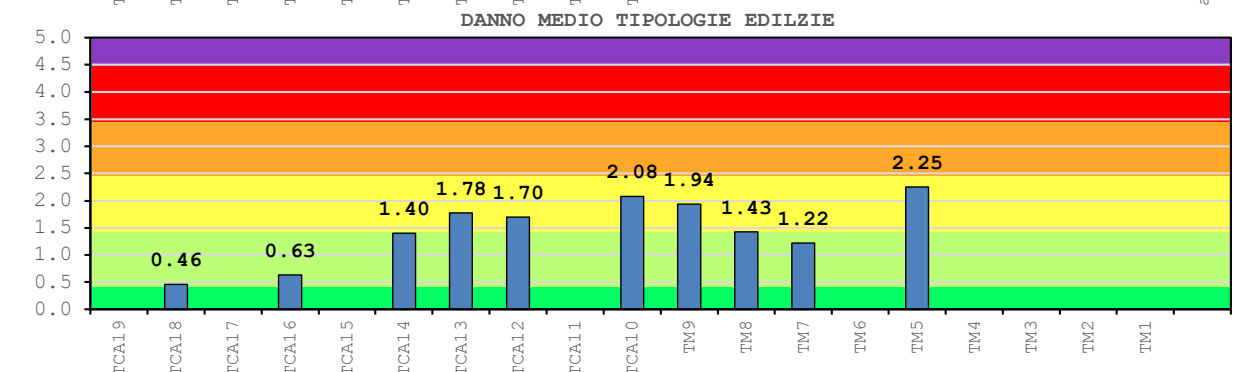
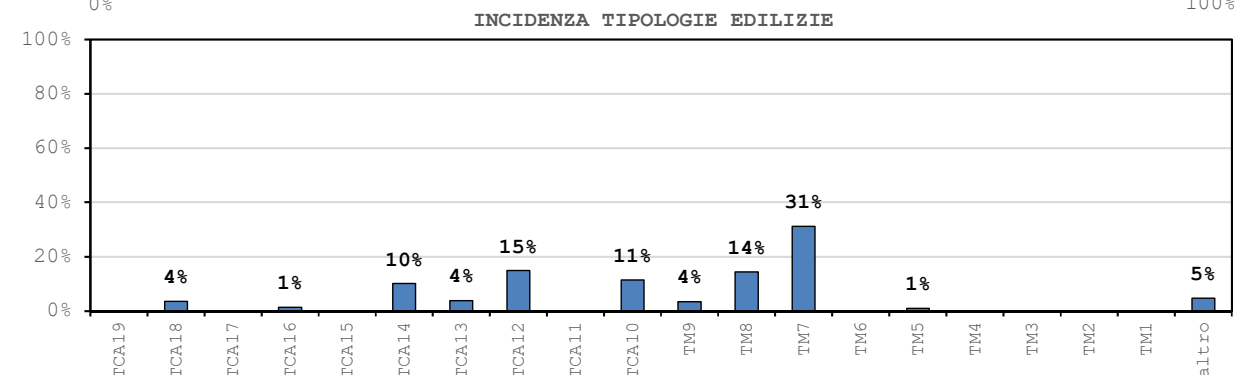
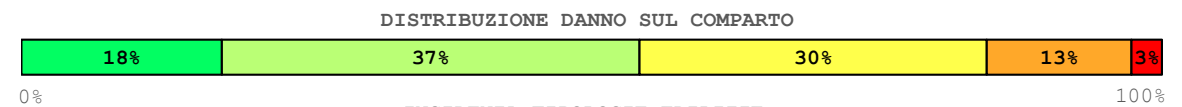


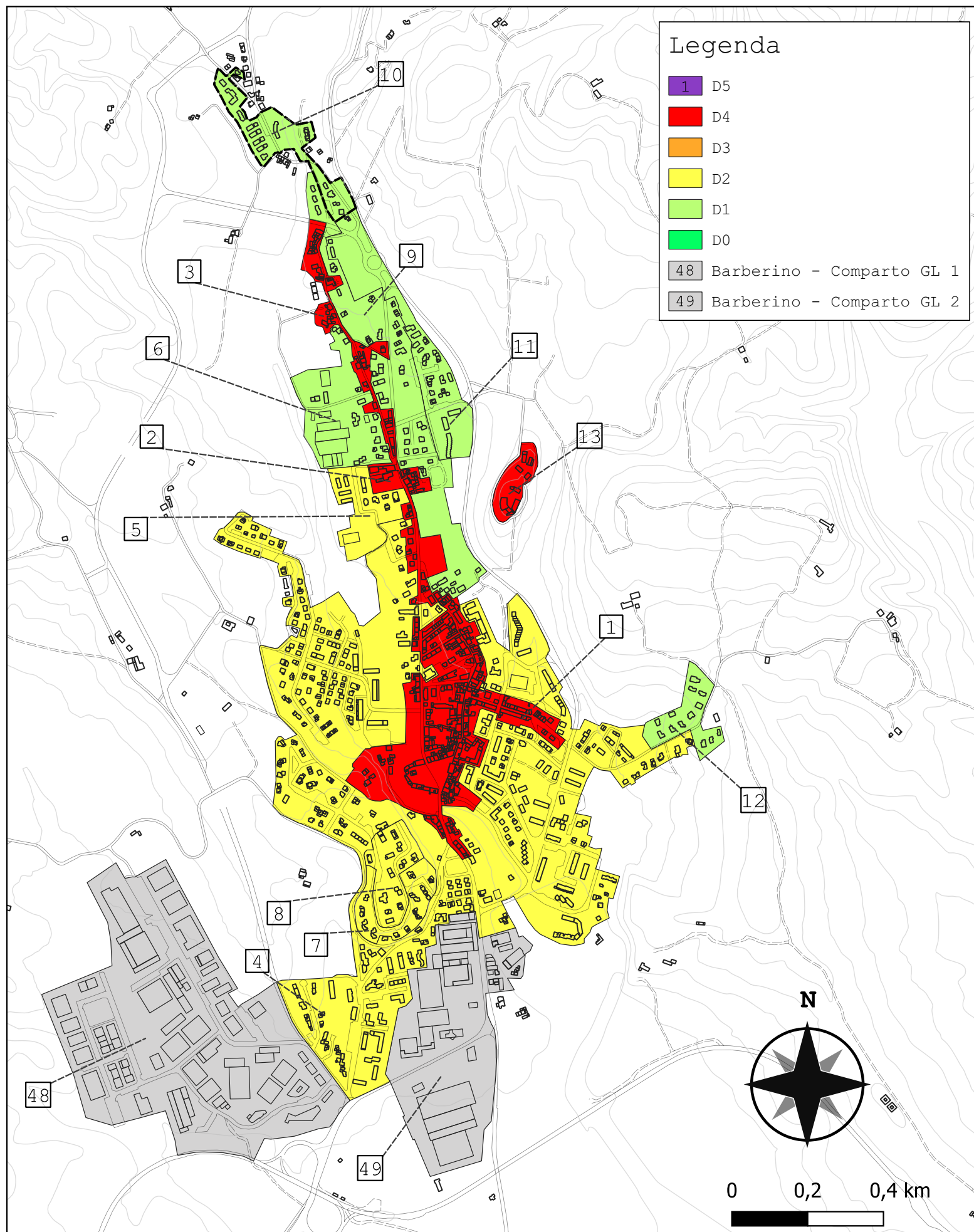
Comparto 8		Barberino 2E		I <sub>EMS-98</sub> = 9 PGA = 0.203g				
Incidenza vol. comparto a livello comunale 0.7%								
Tipologie	Vol. [m <sup>3</sup> ]	D <sub>medio</sub>	D0	D1	D2	D3	D4	D5
TM1	-	-	-	-	-	-	-	-
TM2	-	-	-	-	-	-	-	-
TM3	-	-	-	-	-	-	-	-
TM4	-	-	-	-	-	-	-	-
TM5	-	-	-	-	-	-	-	-
TM6	-	-	-	-	-	-	-	-
TM7	1 576	1.163	27%	40%	24%	7%	1%	0%
TM8	761	1.534	16%	35%	31%	14%	3%	0%
TM9	-	-	-	-	-	-	-	-
TCA10	13 883	2.085	7%	24%	34%	25%	9%	1%
TCA11	-	-	-	-	-	-	-	-
TCA12	4 504	1.644	14%	33%	33%	16%	4%	0%
TCA13	-	-	-	-	-	-	-	-
TCA14	-	-	-	-	-	-	-	-
TCA15	-	-	-	-	-	-	-	-
TCA16	-	-	-	-	-	-	-	-
TCA17	-	-	-	-	-	-	-	-
TCA18	-	-	-	-	-	-	-	-
TCA19	-	-	-	-	-	-	-	-
altro	661	-	-	-	-	-	-	-
tot.	21 384	1.899	9%	28%	34%	21%	6%	1%





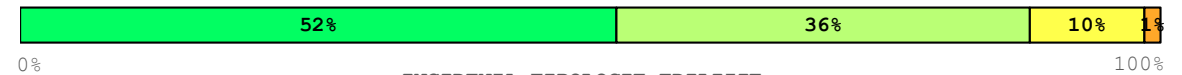
Comparto 9		Barberino 3		$I_{EMS-98} = 9 \quad PGA = 0.203g$					
		Incidenza vol. comparto a livello comunale 1.8%							
Tipologie	Vol. [m <sup>3</sup> ]	D <sub>medio</sub>	D0	D1	D2	D3	D4	D5	
TM1	-	-	-	-	-	-	-	-	
TM2	-	-	-	-	-	-	-	-	
TM3	-	-	-	-	-	-	-	-	
TM4	-	-	-	-	-	-	-	-	
TM5	549	2.254	5%	21%	34%	28%	11%	2%	
TM6	-	-	-	-	-	-	-	-	
TM7	17 238	1.219	25%	40%	26%	8%	1%	0%	
TM8	7 920	1.427	19%	37%	30%	12%	2%	0%	
TM9	1 931	1.939	9%	27%	35%	22%	7%	1%	
TCA10	6 273	2.080	7%	24%	34%	25%	9%	1%	
TCA11	-	-	-	-	-	-	-	-	
TCA12	8 185	1.696	13%	32%	33%	17%	4%	0%	
TCA13	2 098	1.777	11%	31%	34%	19%	5%	1%	
TCA14	5 547	1.398	19%	38%	29%	11%	2%	0%	
TCA15	-	-	-	-	-	-	-	-	
TCA16	739	0.630	51%	37%	11%	2%	0%	0%	
TCA17	-	-	-	-	-	-	-	-	
TCA18	1 953	0.460	62%	31%	6%	1%	0%	0%	
TCA19	-	-	-	-	-	-	-	-	
altro	2 626	-	-	-	-	-	-	-	
tot.	55 058	1.470	18%	37%	30%	13%	3%	0%	



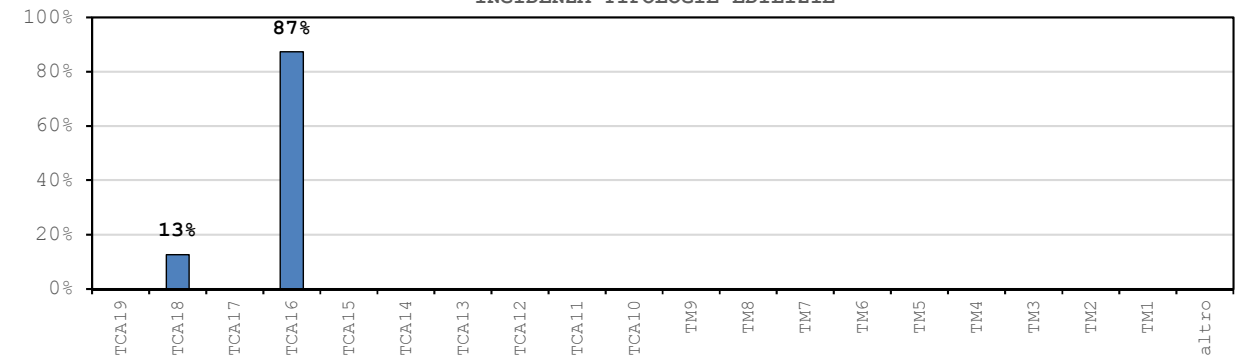


Comparto 10		Barberino 4A		$I_{EMS-98} = 9$ $PGA = 0.203g$					
		Incidenza vol. comparto a livello comunale 1%							
Tipologie	Vol. [m <sup>3</sup> ]	D <sub>medio</sub>	D0	D1	D2	D3	D4	D5	
TM1	-	-	-	-	-	-	-	-	
TM2	-	-	-	-	-	-	-	-	
TM3	-	-	-	-	-	-	-	-	
TM4	-	-	-	-	-	-	-	-	
TM5	-	-	-	-	-	-	-	-	
TM6	-	-	-	-	-	-	-	-	
TM7	-	-	-	-	-	-	-	-	
TM8	-	-	-	-	-	-	-	-	
TM9	-	-	-	-	-	-	-	-	
TCA10	-	-	-	-	-	-	-	-	
TCA11	-	-	-	-	-	-	-	-	
TCA12	-	-	-	-	-	-	-	-	
TCA13	-	-	-	-	-	-	-	-	
TCA14	-	-	-	-	-	-	-	-	
TCA15	-	-	-	-	-	-	-	-	
TCA16	25 968	0.630	51%	37%	11%	2%	0%	0%	
TCA17	-	-	-	-	-	-	-	-	
TCA18	3 765	0.460	62%	31%	6%	1%	0%	0%	
TCA19	-	-	-	-	-	-	-	-	
altro	-	-	-	-	-	-	-	-	
tot.	29 733	0.609	52%	36%	10%	1%	0%	0%	

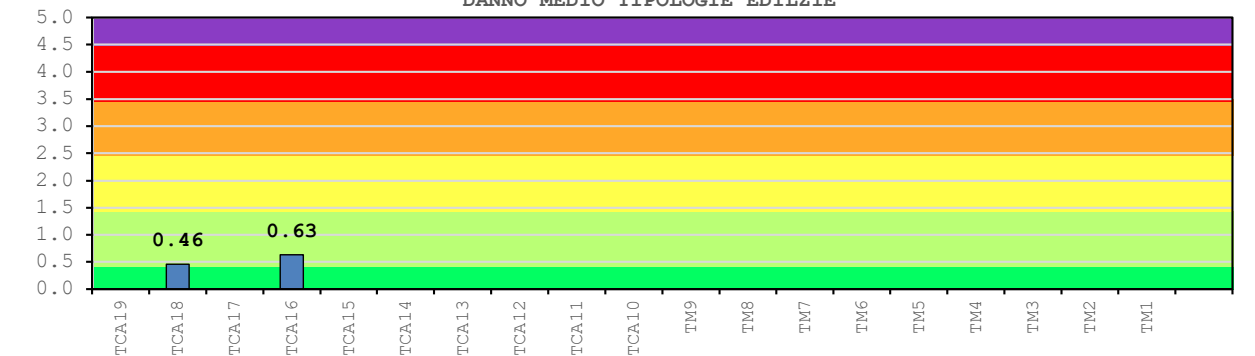
DISTRIBUZIONE DANNO SUL COMPARTO



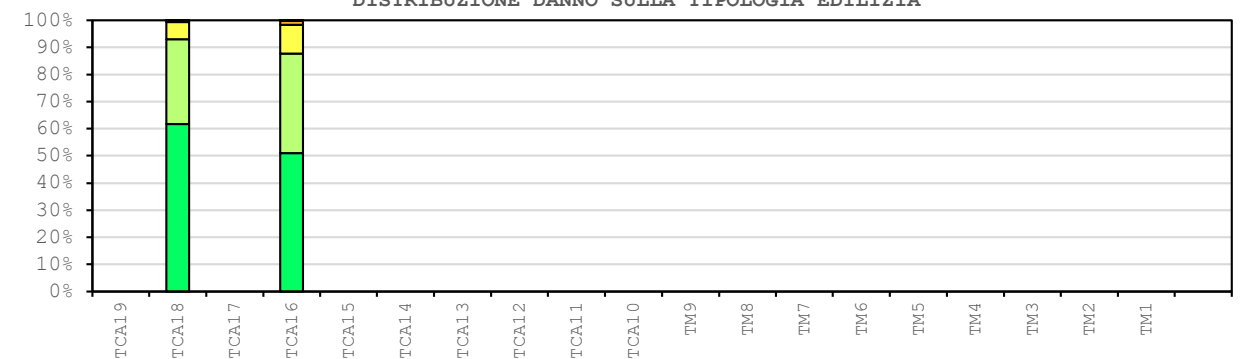
INCIDENZA TIPOLOGIE EDILIZIE

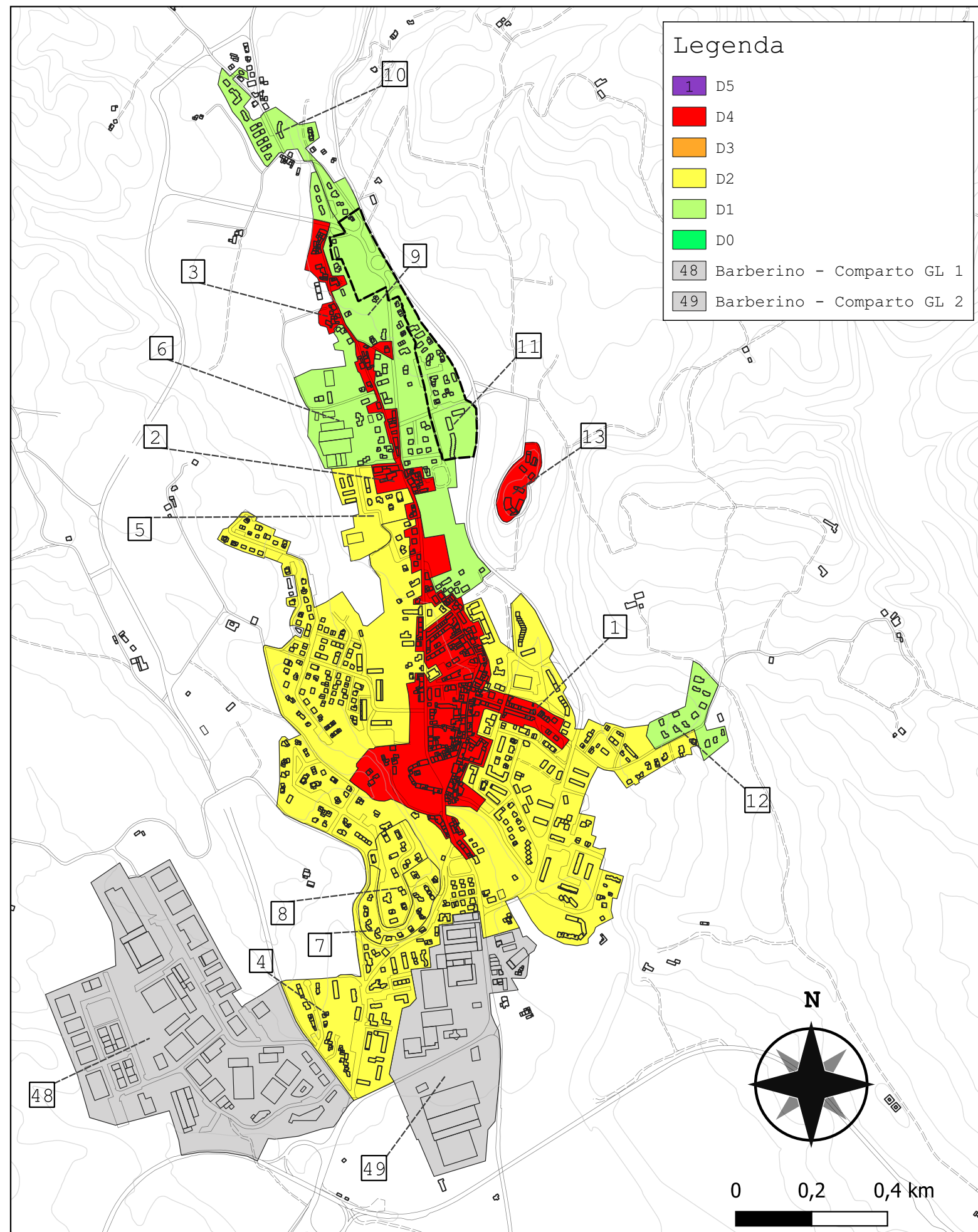


DANNO MEDIO TIPOLOGIE EDILIZIE



DISTRIBUZIONE DANNO SULLA TIPOLOGIA EDILIZIA



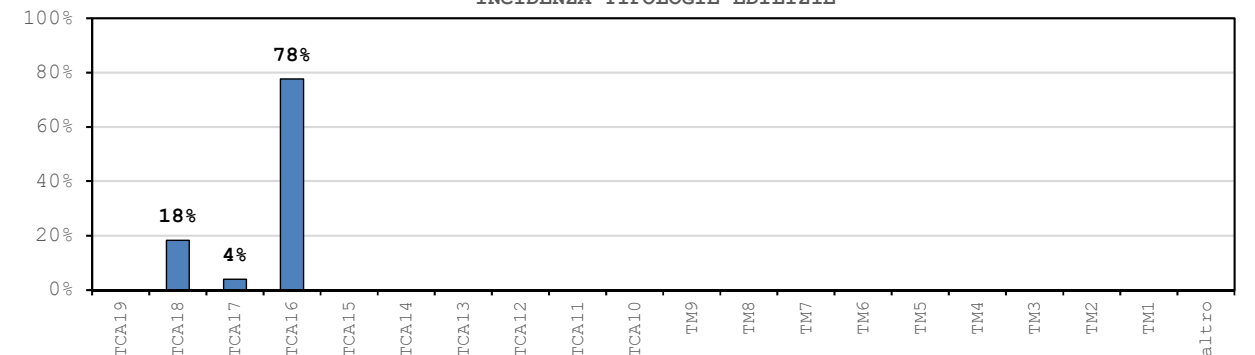


Comparto 11		Barberino 4B		I <sub>EMS-98</sub> = 9 PGA = 0.203g				
Incidenza vol. comparto a livello comunale 1%								
Tipologie	Vol. [m <sup>3</sup> ]	D <sub>medio</sub>	D0	D1	D2	D3	D4	D5
TM1	-	-	-	-	-	-	-	-
TM2	-	-	-	-	-	-	-	-
TM3	-	-	-	-	-	-	-	-
TM4	-	-	-	-	-	-	-	-
TM5	-	-	-	-	-	-	-	-
TM6	-	-	-	-	-	-	-	-
TM7	-	-	-	-	-	-	-	-
TM8	-	-	-	-	-	-	-	-
TM9	-	-	-	-	-	-	-	-
TCA10	-	-	-	-	-	-	-	-
TCA11	-	-	-	-	-	-	-	-
TCA12	-	-	-	-	-	-	-	-
TCA13	-	-	-	-	-	-	-	-
TCA14	-	-	-	-	-	-	-	-
TCA15	-	-	-	-	-	-	-	-
TCA16	23 942	0.630	51%	37%	11%	2%	0%	0%
TCA17	1 218	0.709	47%	38%	13%	2%	0%	0%
TCA18	5 653	0.460	62%	31%	6%	1%	0%	0%
TCA19	-	-	-	-	-	-	-	-
altro	-	-	-	-	-	-	-	-
<b>tot.</b>	<b>30 814</b>	<b>0.602</b>	<b>53%</b>	<b>36%</b>	<b>10%</b>	<b>1%</b>	<b>0%</b>	<b>0%</b>

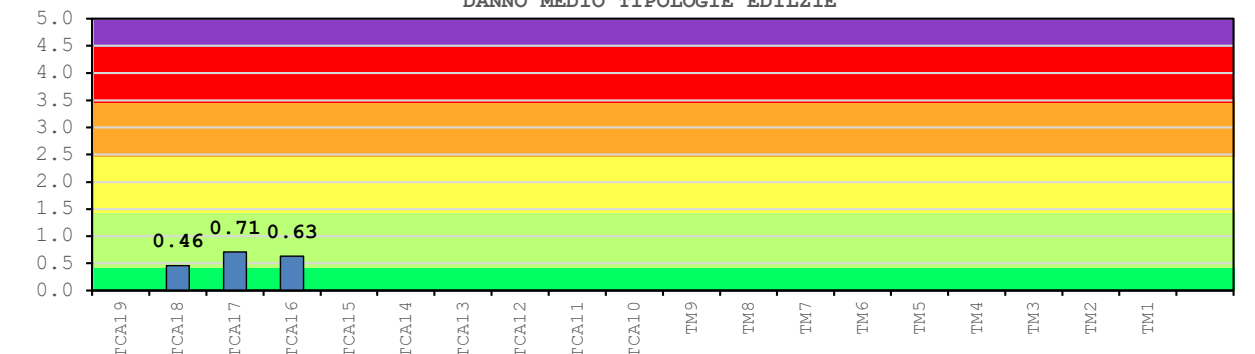
DISTRIBUZIONE DANNO SUL COMPARTO



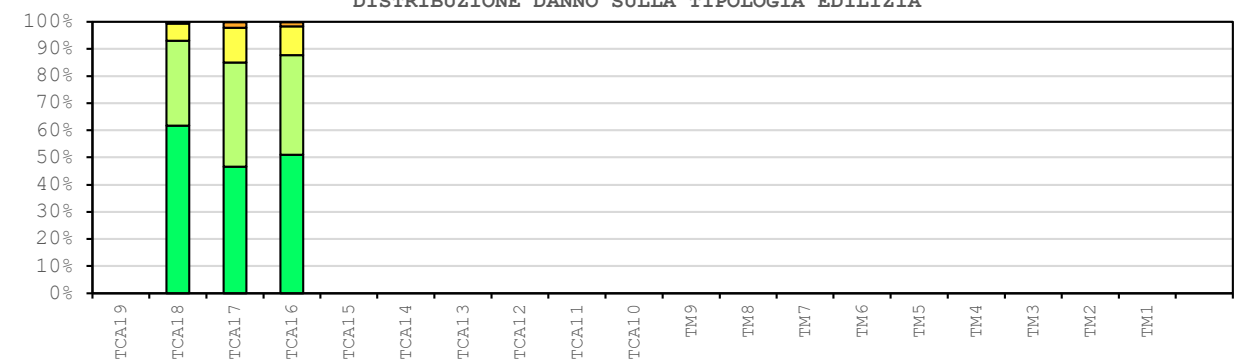
INCIDENZA TIPOLOGIE EDILIZIE

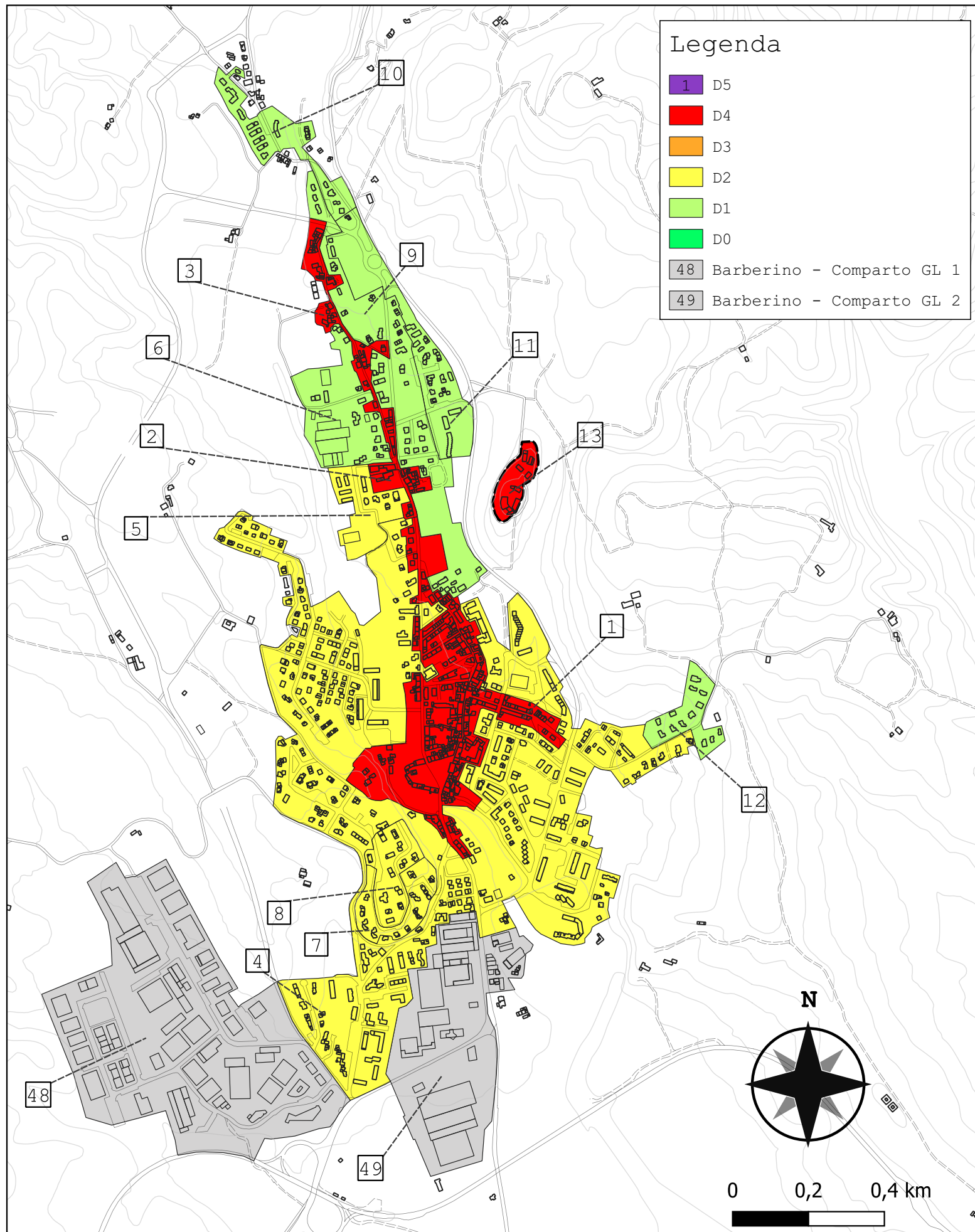


DANNO MEDIO TIPOLOGIE EDILIZIE

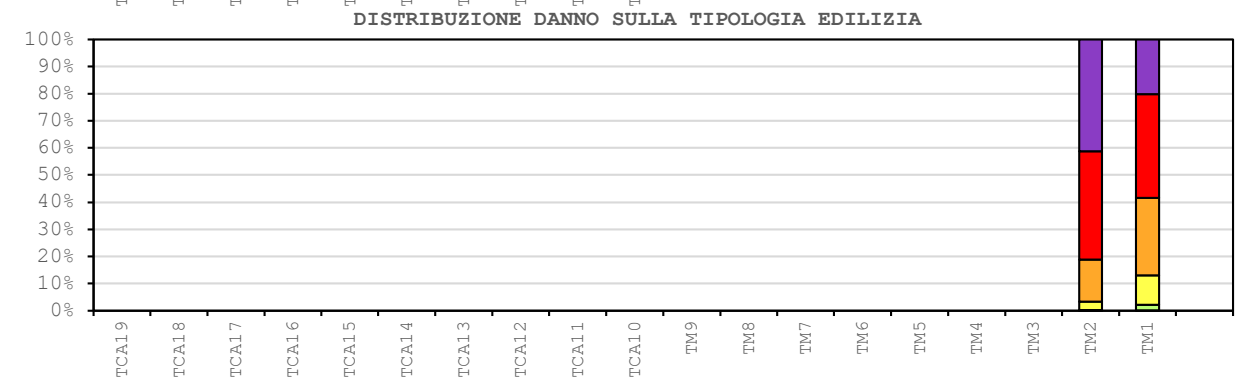
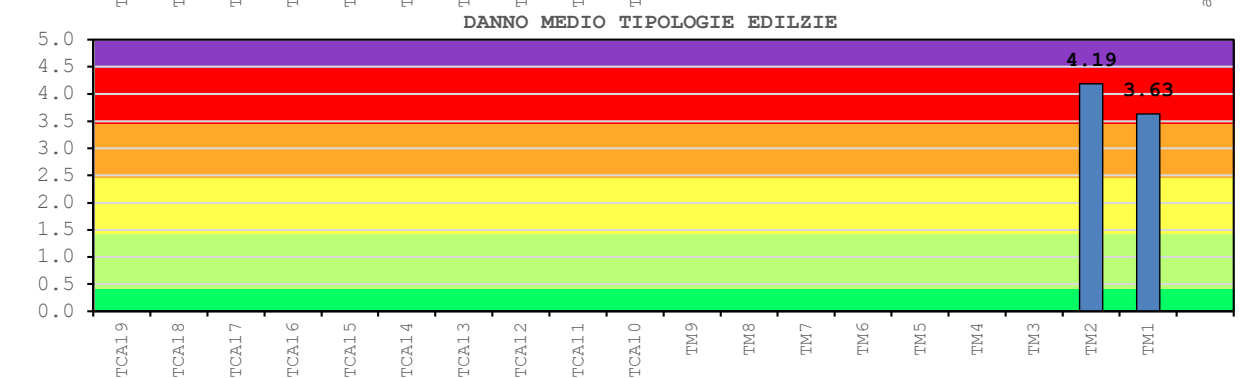
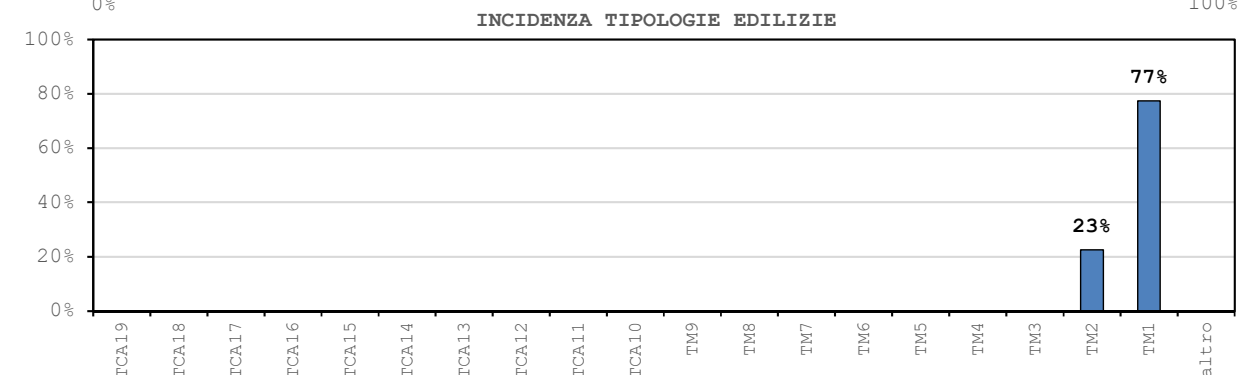
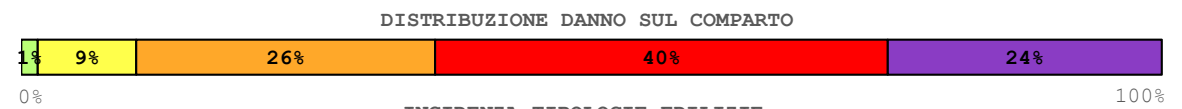


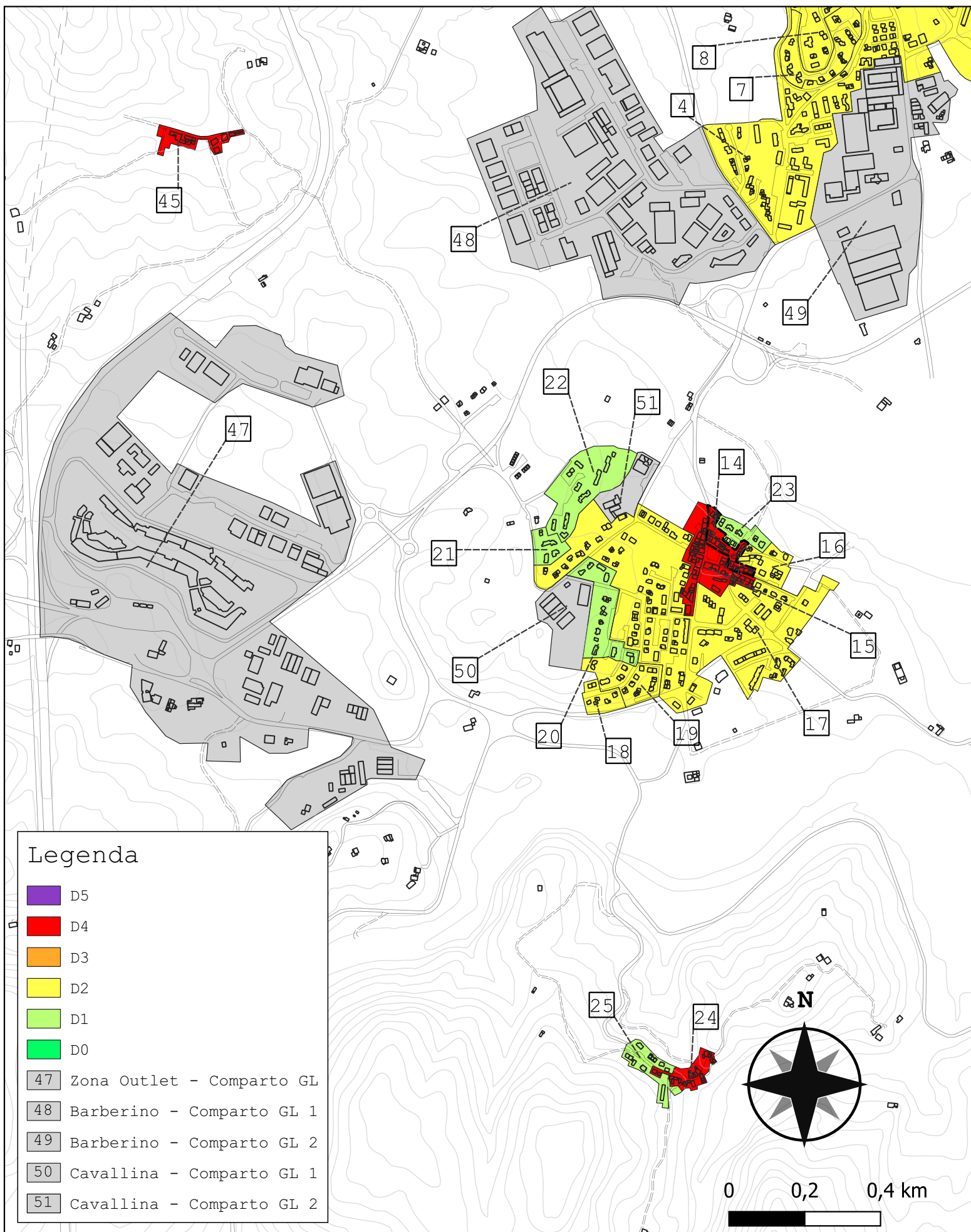
DISTRIBUZIONE DANNO SULLA TIPOLOGIA EDILIZIA



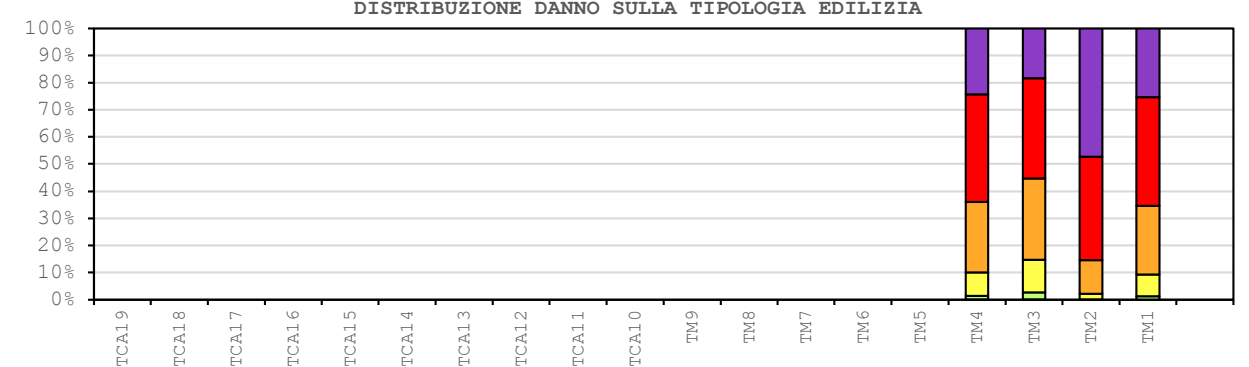
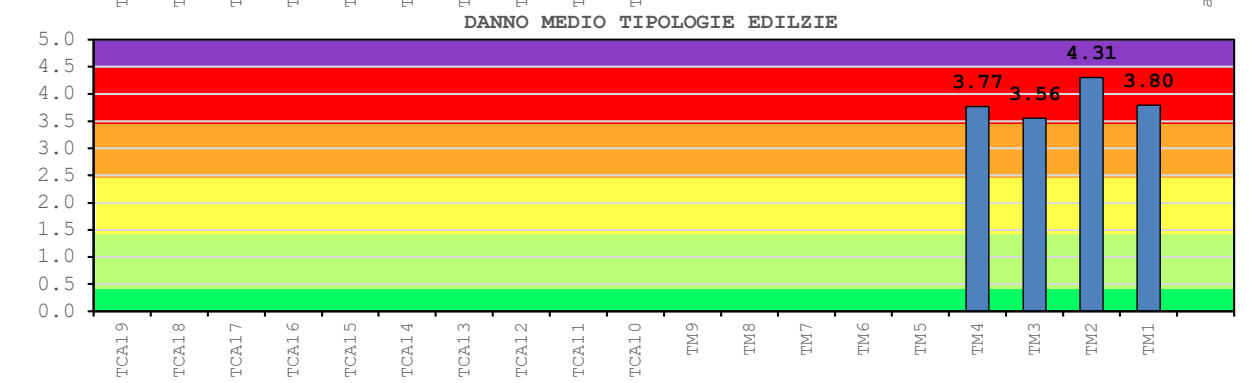
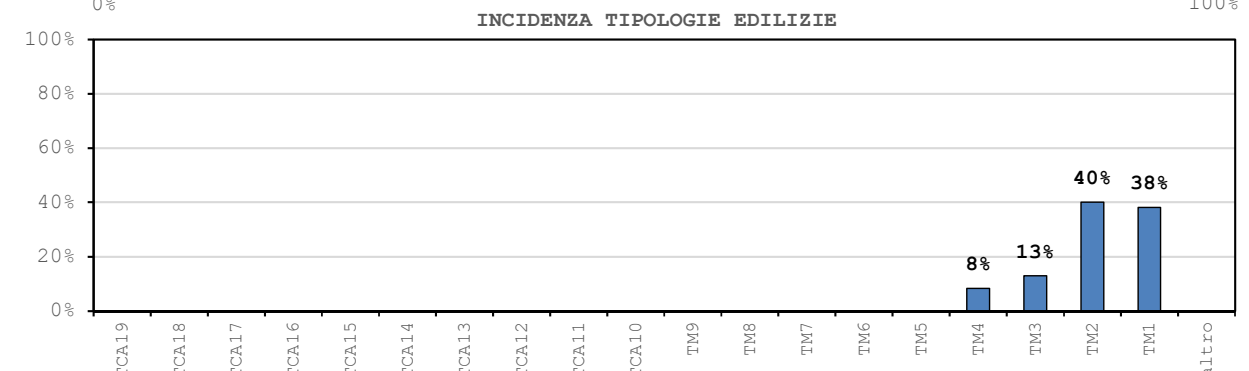
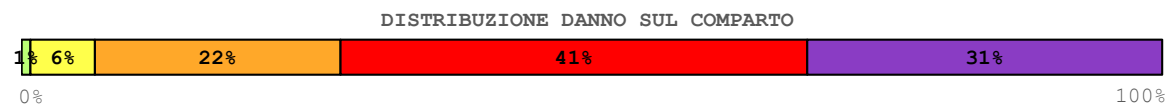


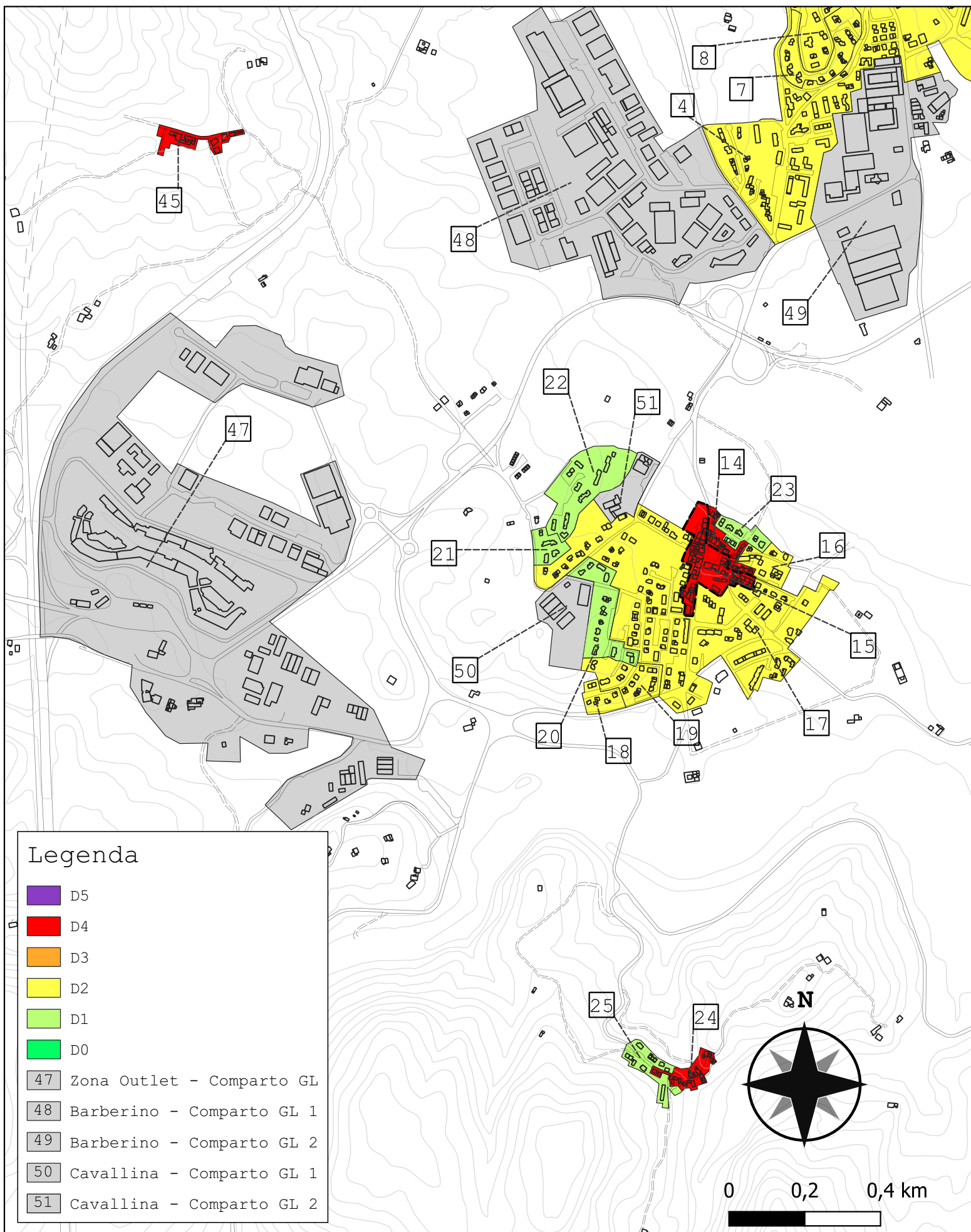
Comparto 13		Castello							$I_{EMS-98} = 9$ $PGA = 0.203g$	
		Incidenza vol. comparto a livello comunale 0.6%								
Tipologie	Vol. [m <sup>3</sup> ]	D <sub>medio</sub>	D0	D1	D2	D3	D4	D5		
TM1	13 223	3.634	0%	2%	11%	29%	38%	20%		
TM2	3 846	4.189	0%	0%	3%	15%	40%	41%		
TM3	-	-	-	-	-	-	-	-		
TM4	-	-	-	-	-	-	-	-		
TM5	-	-	-	-	-	-	-	-		
TM6	-	-	-	-	-	-	-	-		
TM7	-	-	-	-	-	-	-	-		
TM8	-	-	-	-	-	-	-	-		
TM9	-	-	-	-	-	-	-	-		
TCA10	-	-	-	-	-	-	-	-		
TCA11	-	-	-	-	-	-	-	-		
TCA12	-	-	-	-	-	-	-	-		
TCA13	-	-	-	-	-	-	-	-		
TCA14	-	-	-	-	-	-	-	-		
TCA15	-	-	-	-	-	-	-	-		
TCA16	-	-	-	-	-	-	-	-		
TCA17	-	-	-	-	-	-	-	-		
TCA18	-	-	-	-	-	-	-	-		
TCA19	-	-	-	-	-	-	-	-		
altro	-	-	-	-	-	-	-	-		
tot.	17 069	3.759	0%	1%	9%	26%	40%	24%		



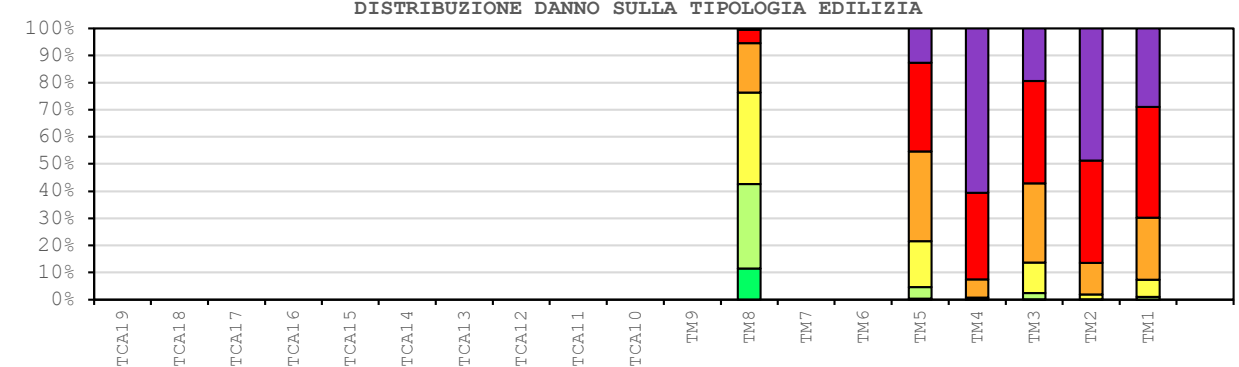
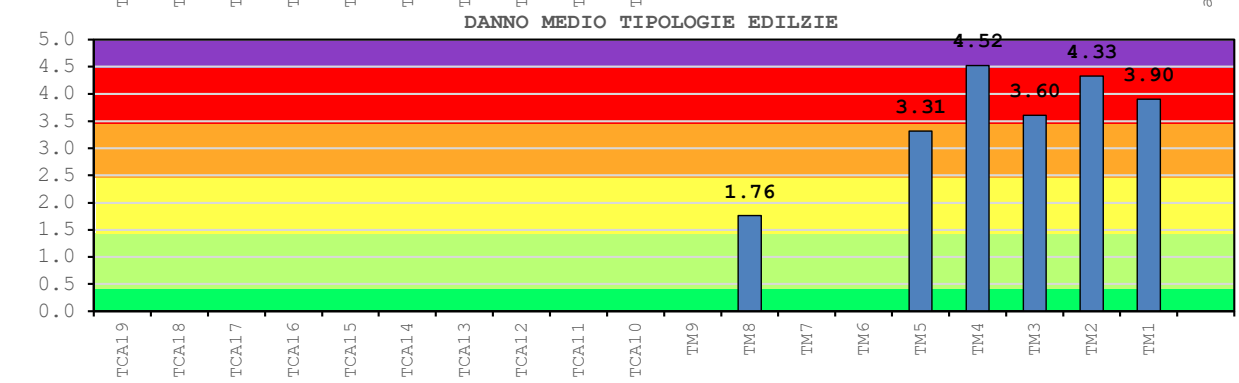
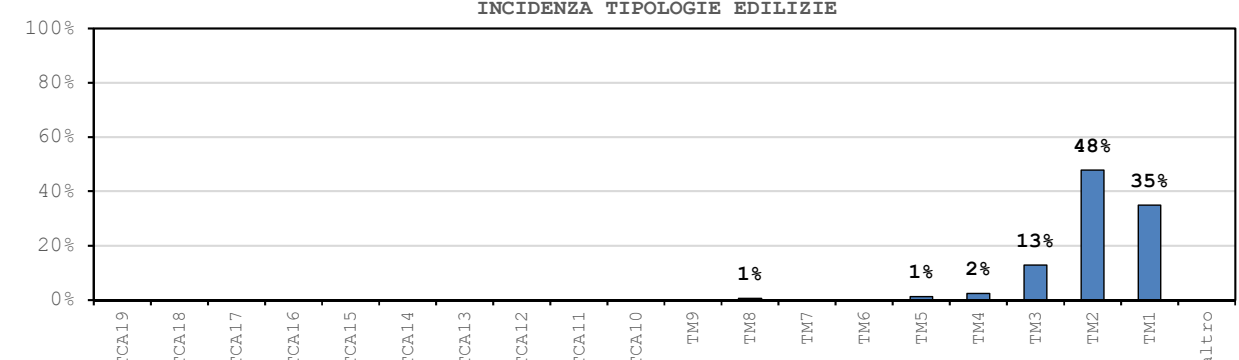
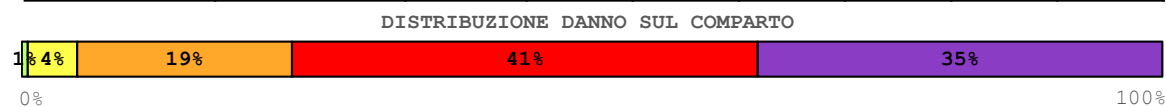


Comparto 14		Cavallina 1A		$I_{EMS-98} = 9$ $PGA = 0.203g$					
Incidenza vol. comparto a livello comunale 0.6%									
Tipologie	Vol. [m <sup>3</sup> ]	D <sub>medio</sub>	D0	D1	D2	D3	D4	D5	
TM1	6 893	3.799	0%	1%	8%	25%	40%	25%	
TM2	7 249	4.305	0%	0%	2%	12%	38%	47%	
TM3	2 336	3.559	0%	2%	12%	30%	37%	18%	
TM4	1 515	3.766	0%	1%	9%	26%	40%	24%	
TM5	-	-	-	-	-	-	-	-	
TM6	-	-	-	-	-	-	-	-	
TM7	-	-	-	-	-	-	-	-	
TM8	-	-	-	-	-	-	-	-	
TM9	-	-	-	-	-	-	-	-	
TCA10	-	-	-	-	-	-	-	-	
TCA11	-	-	-	-	-	-	-	-	
TCA12	-	-	-	-	-	-	-	-	
TCA13	-	-	-	-	-	-	-	-	
TCA14	-	-	-	-	-	-	-	-	
TCA15	-	-	-	-	-	-	-	-	
TCA16	-	-	-	-	-	-	-	-	
TCA17	-	-	-	-	-	-	-	-	
TCA18	-	-	-	-	-	-	-	-	
TCA19	-	-	-	-	-	-	-	-	
altro	-	-	-	-	-	-	-	-	
tot.	18 085	3.959	0%	1%	6%	22%	41%	31%	



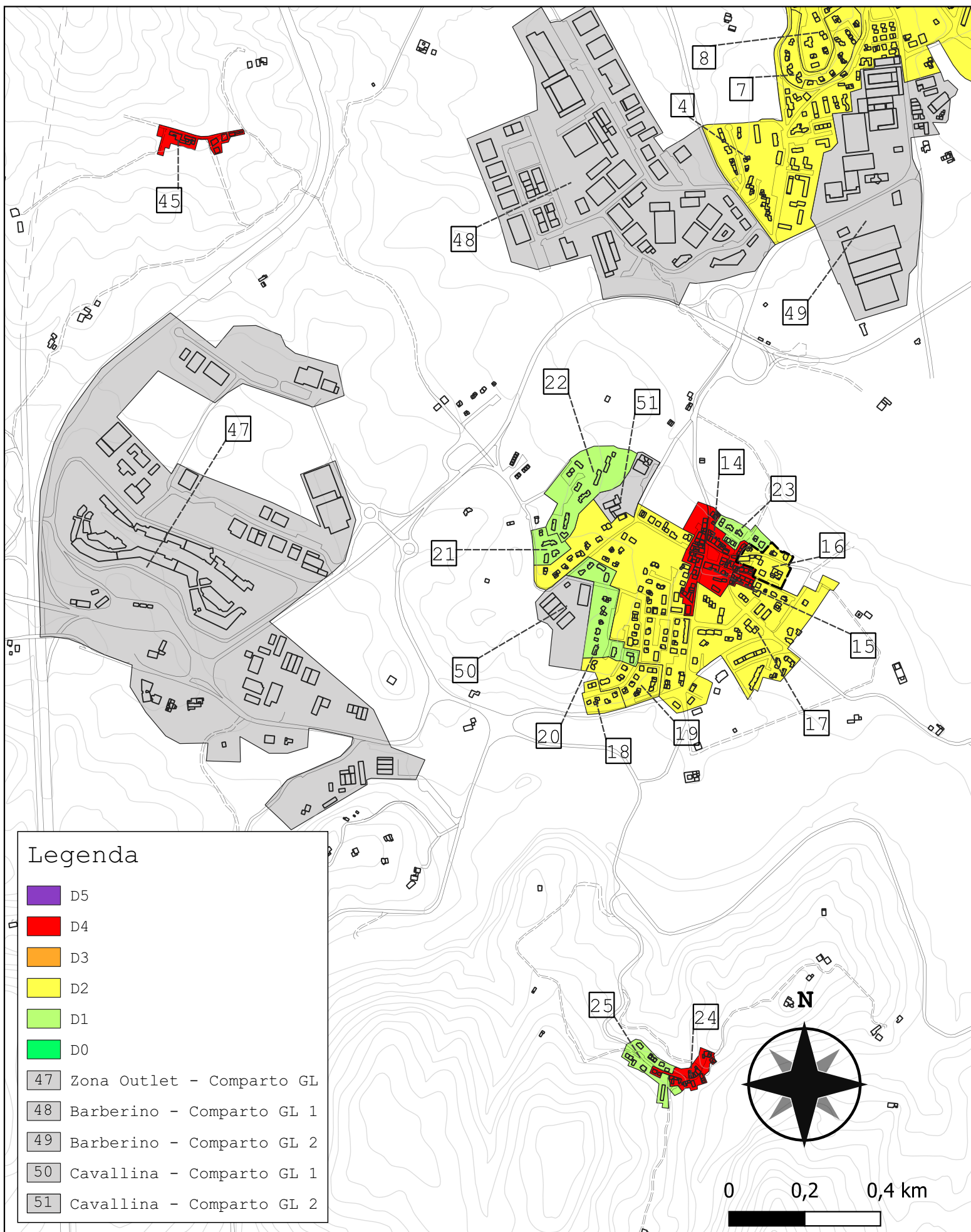


Comparto 15		Cavallina 1B		$I_{EMS-98} = 9$ $PGA = 0.203g$					
		Incidenza vol. comparto a livello comunale 1.6%							
Tipologie	Vol. [m <sup>3</sup> ]	D <sub>medio</sub>	D0	D1	D2	D3	D4	D5	
TM1	17 198	3.905	0%	1%	6%	23%	41%	29%	
TM2	23 600	4.331	0%	0%	2%	12%	38%	49%	
TM3	6 336	3.604	0%	2%	11%	29%	38%	19%	
TM4	1 174	4.524	0%	0%	1%	7%	32%	61%	
TM5	611	3.314	0%	4%	17%	33%	33%	13%	
TM6	-	-	-	-	-	-	-	-	
TM7	-	-	-	-	-	-	-	-	
TM8	332	1.757	11%	31%	34%	18%	5%	1%	
TM9	-	-	-	-	-	-	-	-	
TCA10	-	-	-	-	-	-	-	-	
TCA11	-	-	-	-	-	-	-	-	
TCA12	-	-	-	-	-	-	-	-	
TCA13	-	-	-	-	-	-	-	-	
TCA14	-	-	-	-	-	-	-	-	
TCA15	-	-	-	-	-	-	-	-	
TCA16	-	-	-	-	-	-	-	-	
TCA17	-	-	-	-	-	-	-	-	
TCA18	-	-	-	-	-	-	-	-	
TCA19	-	-	-	-	-	-	-	-	
altro	-	-	-	-	-	-	-	-	
tot.	49 251	4.063	0%	1%	4%	19%	41%	35%	



- Legenda**
- D5
  - D4
  - D3
  - D2
  - D1
  - D0
  - 47 Zona Outlet - Comparto GL
  - 48 Barberino - Comparto GL 1
  - 49 Barberino - Comparto GL 2
  - 50 Cavallina - Comparto GL 1
  - 51 Cavallina - Comparto GL 2



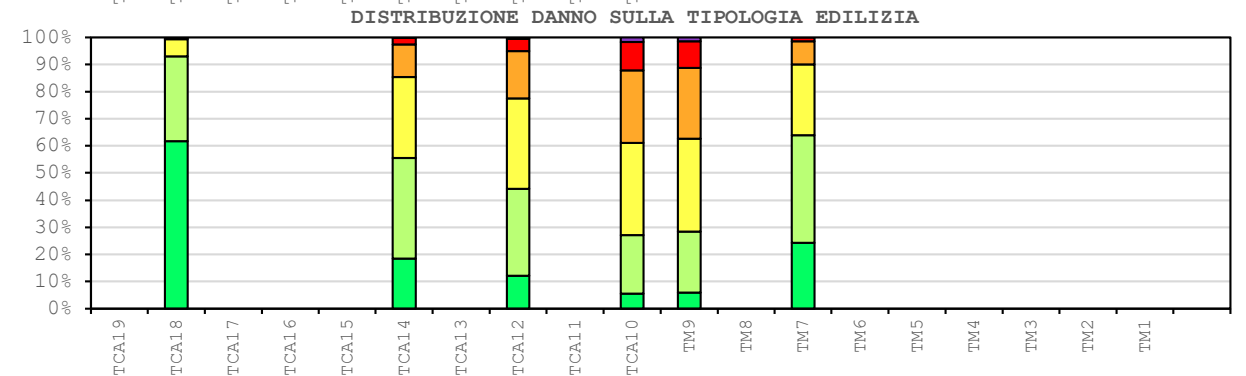
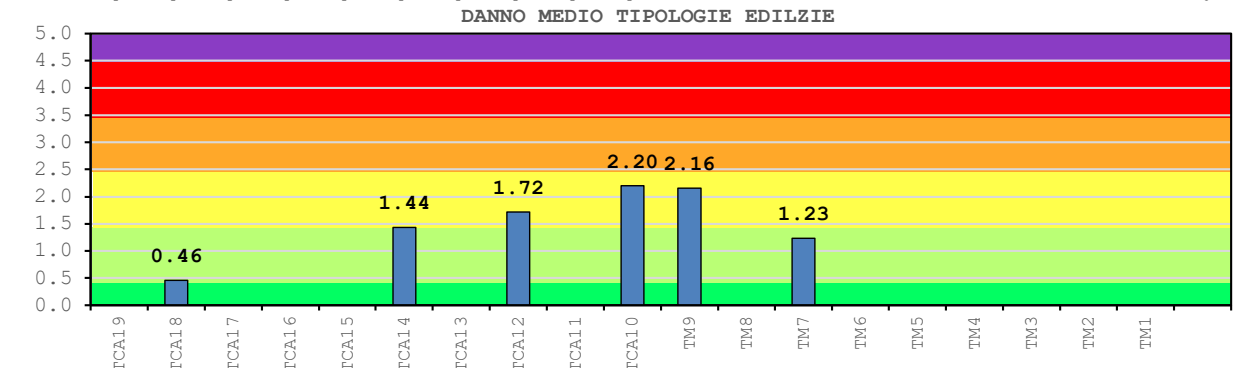
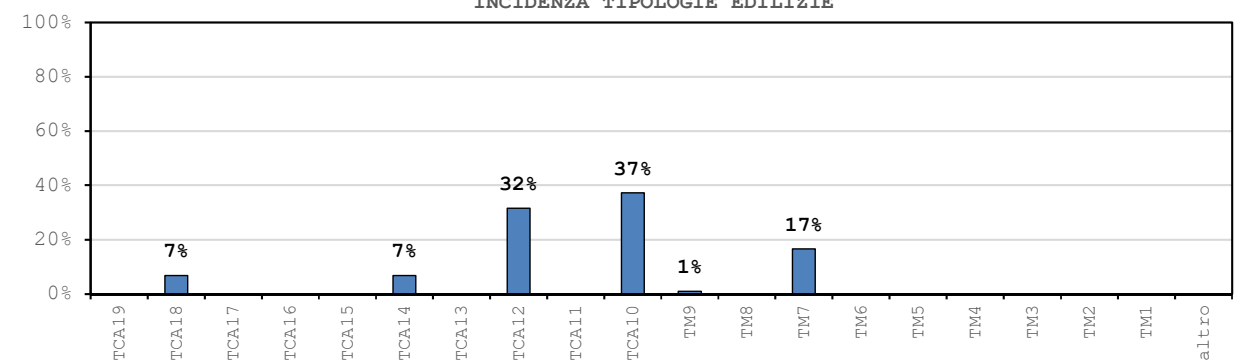
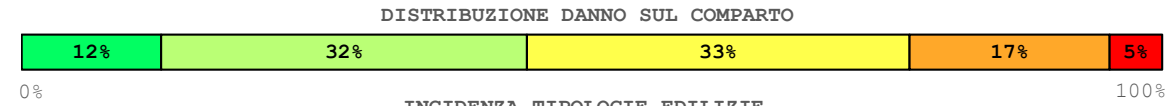


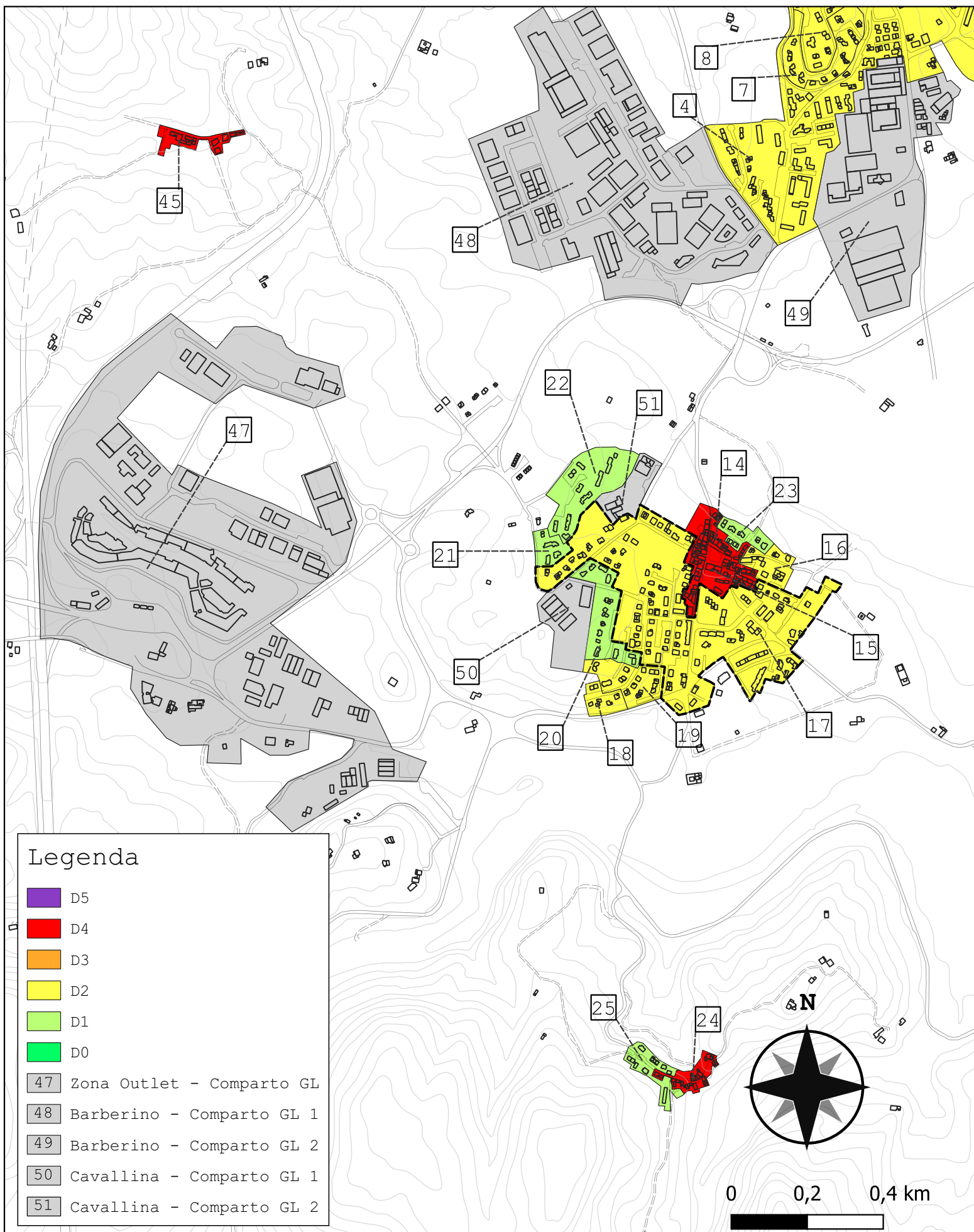
**Legenda**

- D5
- D4
- D3
- D2
- D1
- D0

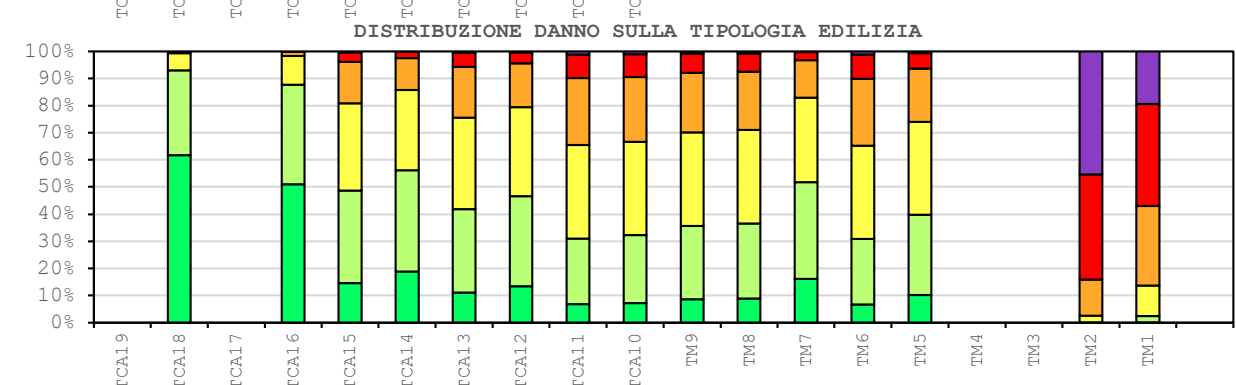
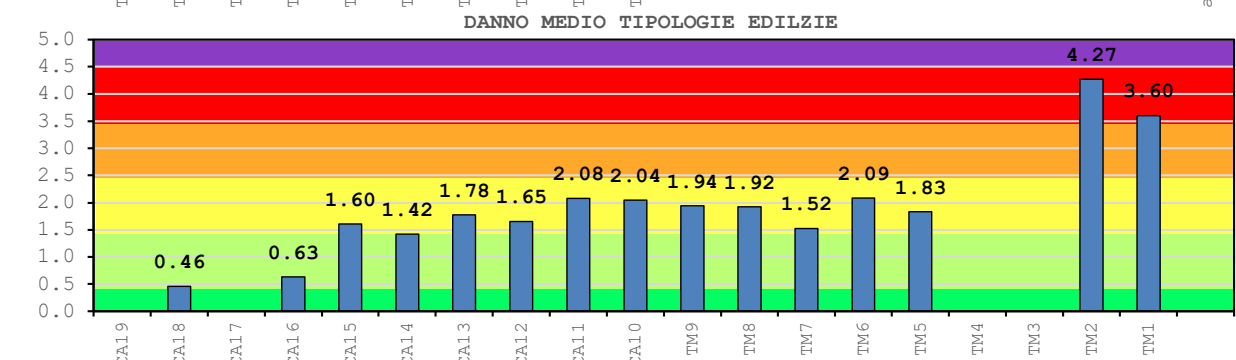
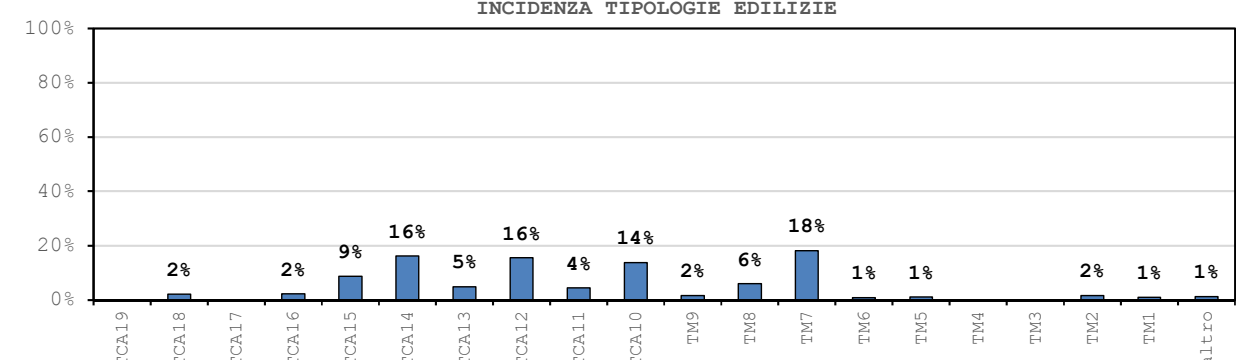
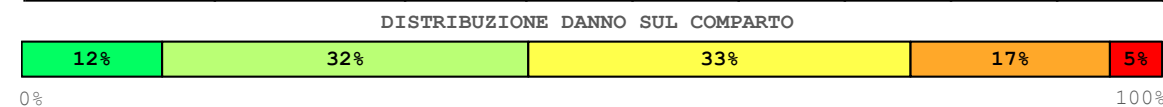
- 47 Zona Outlet - Comparto GL
- 48 Barberino - Comparto GL 1
- 49 Barberino - Comparto GL 2
- 50 Cavallina - Comparto GL 1
- 51 Cavallina - Comparto GL 2

Comparto 16		Cavallina 2A		I <sub>EMS-98</sub> = 9 PGA = 0.203g				
Incidenza vol. comparto a livello comunale 0.4%								
Tipologie	Vol. [m <sup>3</sup> ]	D <sub>medio</sub>	D0	D1	D2	D3	D4	D5
TM1	-	-	-	-	-	-	-	-
TM2	-	-	-	-	-	-	-	-
TM3	-	-	-	-	-	-	-	-
TM4	-	-	-	-	-	-	-	-
TM5	-	-	-	-	-	-	-	-
TM6	-	-	-	-	-	-	-	-
TM7	2 291	1.233	24%	40%	26%	9%	1%	0%
TM8	-	-	-	-	-	-	-	-
TM9	140	2.158	6%	23%	34%	26%	10%	1%
TCA10	5 142	2.201	5%	22%	34%	27%	11%	2%
TCA11	-	-	-	-	-	-	-	-
TCA12	4 356	1.718	12%	32%	33%	17%	5%	0%
TCA13	-	-	-	-	-	-	-	-
TCA14	935	1.436	18%	37%	30%	12%	2%	0%
TCA15	-	-	-	-	-	-	-	-
TCA16	-	-	-	-	-	-	-	-
TCA17	-	-	-	-	-	-	-	-
TCA18	930	0.460	62%	31%	6%	1%	0%	0%
TCA19	-	-	-	-	-	-	-	-
altro	-	-	-	-	-	-	-	-
<b>tot.</b>	<b>13 794</b>	<b>1.718</b>	<b>12%</b>	<b>32%</b>	<b>33%</b>	<b>17%</b>	<b>5%</b>	<b>0%</b>

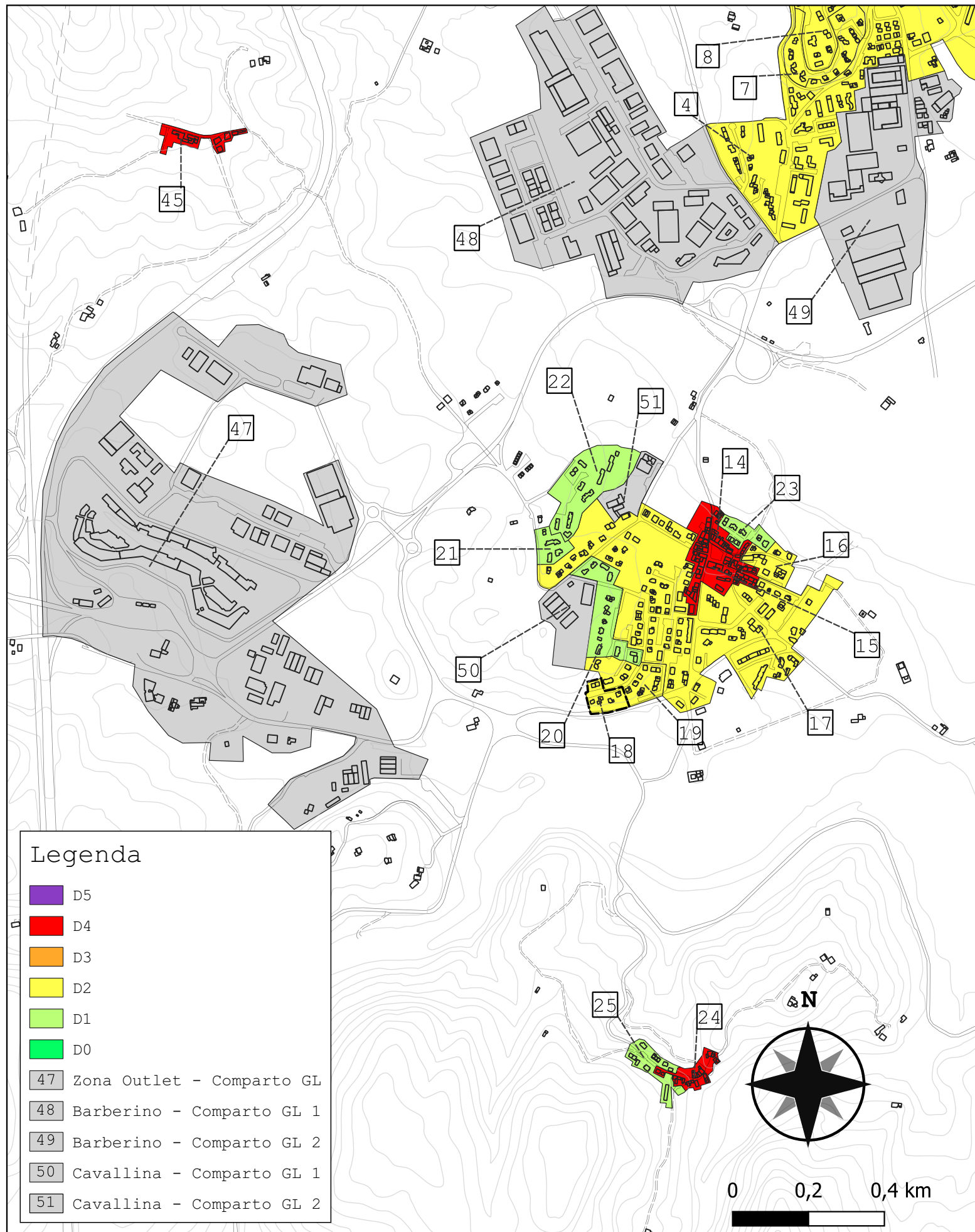




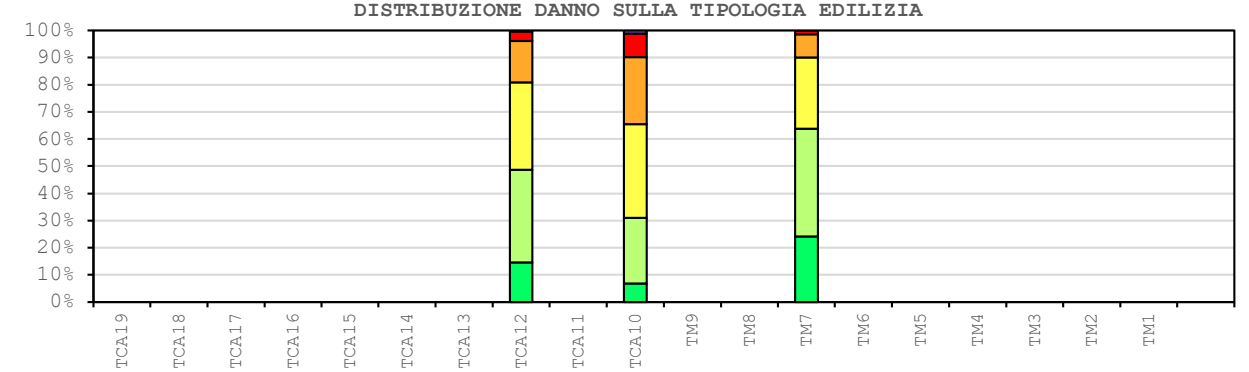
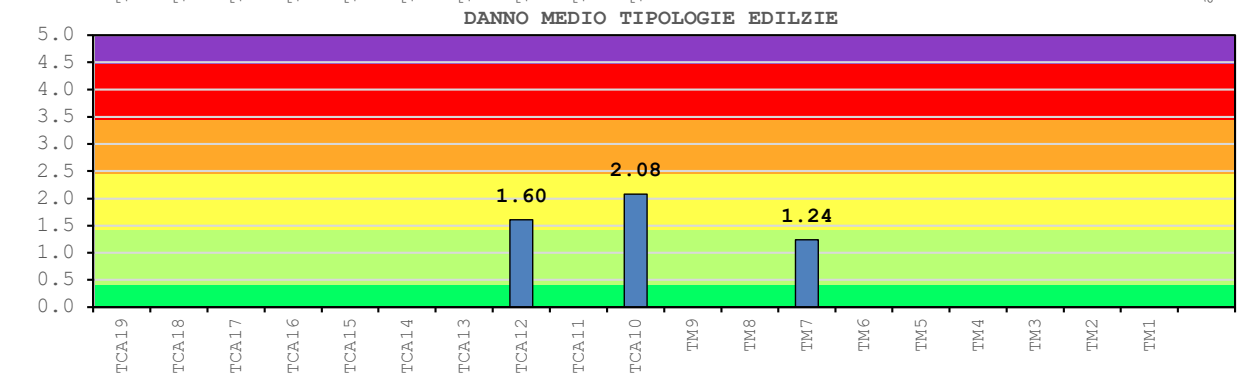
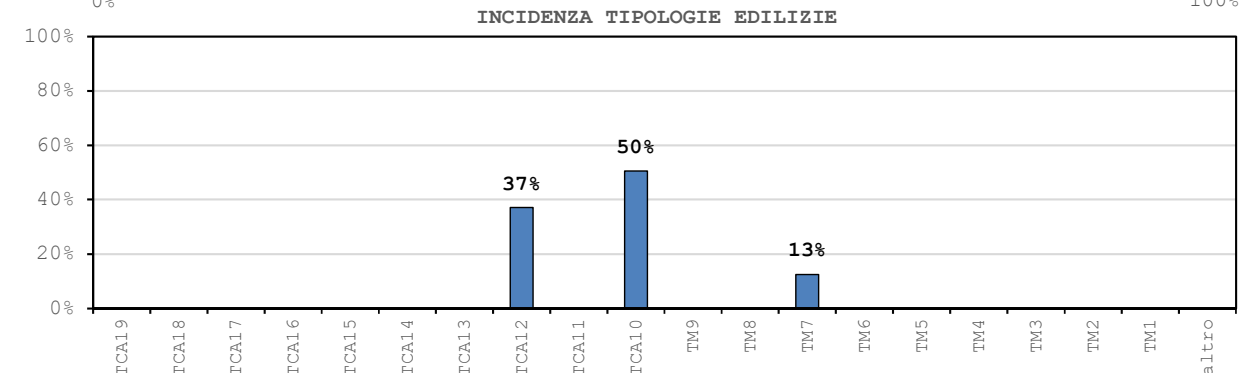
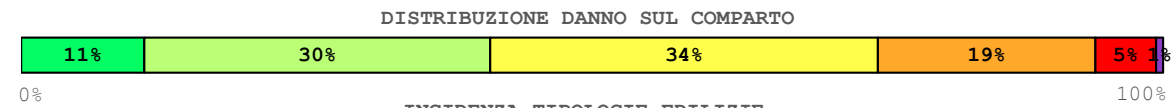
Comparto 17		Cavallina 2B		I <sub>EMS-98</sub> = 9 PGA = 0.203g				
Incidenza vol. comparto a livello comunale 5.1%								
Tipologie	Vol. [m <sup>3</sup> ]	D <sub>medio</sub>	D0	D1	D2	D3	D4	D5
TM1	1 566	3.601	0%	2%	11%	29%	38%	19%
TM2	2 582	4.269	0%	0%	2%	13%	39%	45%
TM3	-	-	-	-	-	-	-	-
TM4	-	-	-	-	-	-	-	-
TM5	1 705	1.828	10%	30%	34%	20%	6%	1%
TM6	1 364	2.087	7%	24%	34%	25%	9%	1%
TM7	28 623	1.525	16%	36%	31%	14%	3%	0%
TM8	9 331	1.919	9%	28%	34%	21%	7%	1%
TM9	2 670	1.944	9%	27%	35%	22%	7%	1%
TCA10	21 827	2.043	7%	25%	35%	24%	8%	1%
TCA11	7 060	2.078	7%	24%	34%	25%	9%	1%
TCA12	24 583	1.654	13%	33%	33%	16%	4%	0%
TCA13	7 792	1.777	11%	31%	34%	19%	5%	1%
TCA14	25 535	1.420	19%	37%	30%	12%	2%	0%
TCA15	13 649	1.603	14%	34%	32%	15%	4%	0%
TCA16	3 638	0.630	51%	37%	11%	2%	0%	0%
TCA17	-	-	-	-	-	-	-	-
TCA18	3 367	0.460	62%	31%	6%	1%	0%	0%
TCA19	-	-	-	-	-	-	-	-
altro	1 878	-	-	-	-	-	-	-
tot.	157 797	1.714	12%	32%	33%	17%	5%	0%



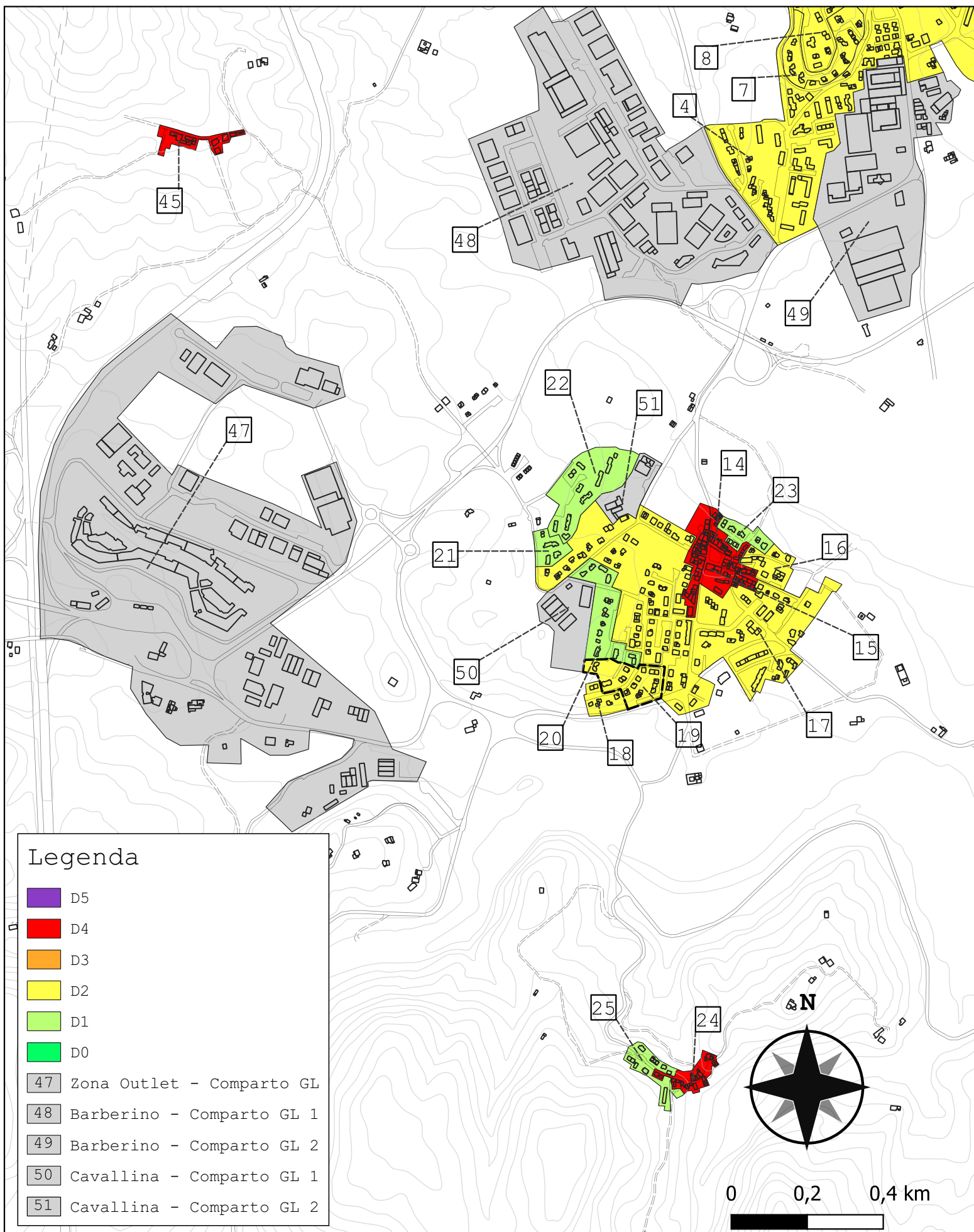
- Legenda**
- D5
  - D4
  - D3
  - D2
  - D1
  - D0
  - 47 Zona Outlet - Comparto GL
  - 48 Barberino - Comparto GL 1
  - 49 Barberino - Comparto GL 2
  - 50 Cavallina - Comparto GL 1
  - 51 Cavallina - Comparto GL 2



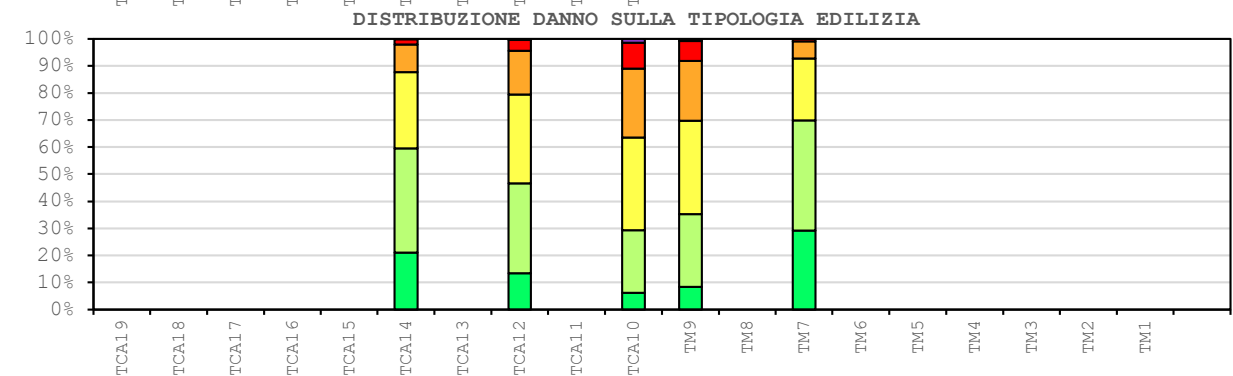
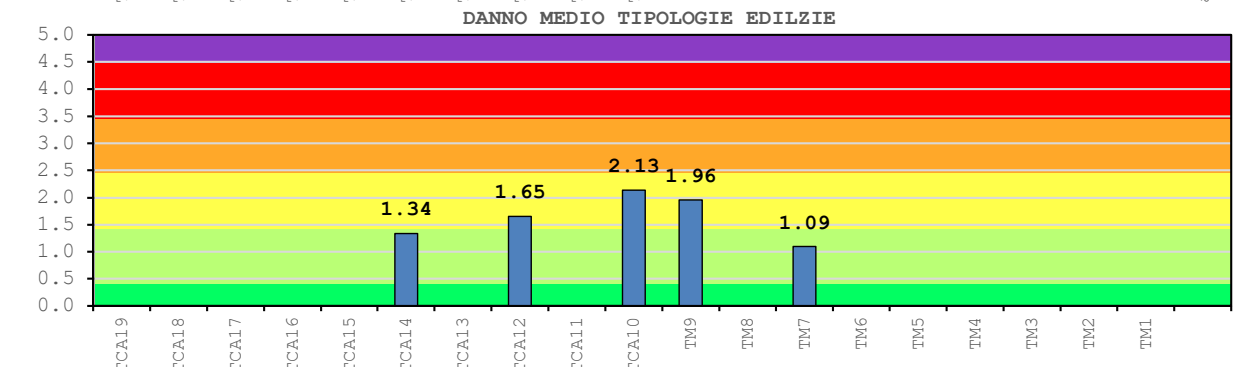
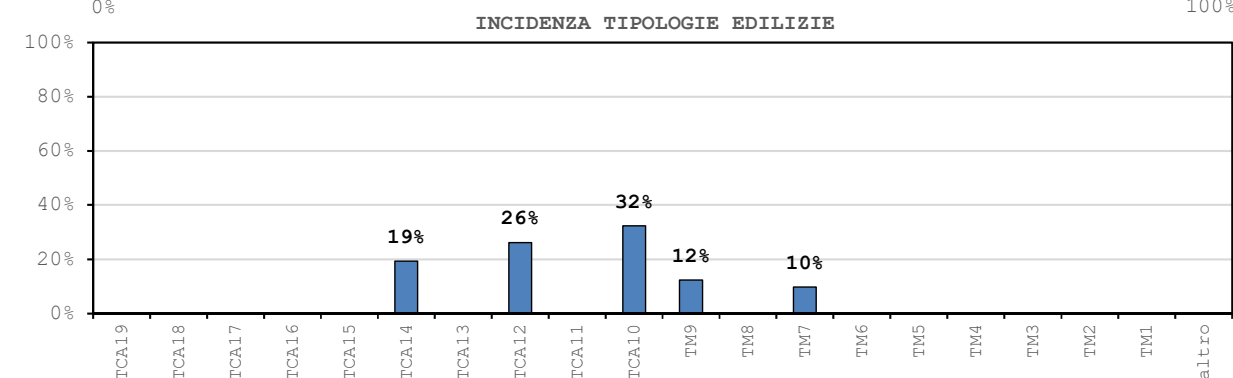
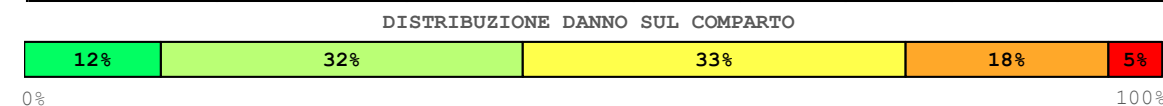
Comparto 18		Cavallina 2C		I <sub>EMS-98</sub> = 9 PGA = 0.203g					
Incidenza vol. comparto a livello comunale 0.1%									
Tipologie	Vol. [m <sup>3</sup> ]	D <sub>medio</sub>	D0	D1	D2	D3	D4	D5	
TM1	-	-	-	-	-	-	-	-	
TM2	-	-	-	-	-	-	-	-	
TM3	-	-	-	-	-	-	-	-	
TM4	-	-	-	-	-	-	-	-	
TM5	-	-	-	-	-	-	-	-	
TM6	-	-	-	-	-	-	-	-	
TM7	441	1.236	24%	40%	26%	9%	1%	0%	
TM8	-	-	-	-	-	-	-	-	
TM9	-	-	-	-	-	-	-	-	
TCA10	1 776	2.078	7%	24%	34%	25%	9%	1%	
TCA11	-	-	-	-	-	-	-	-	
TCA12	1 304	1.603	14%	34%	32%	15%	4%	0%	
TCA13	-	-	-	-	-	-	-	-	
TCA14	-	-	-	-	-	-	-	-	
TCA15	-	-	-	-	-	-	-	-	
TCA16	-	-	-	-	-	-	-	-	
TCA17	-	-	-	-	-	-	-	-	
TCA18	-	-	-	-	-	-	-	-	
TCA19	-	-	-	-	-	-	-	-	
altro	-	-	-	-	-	-	-	-	
tot.	3 521	1.797	11%	30%	34%	19%	5%	1%	



- Legenda**
- D5
  - D4
  - D3
  - D2
  - D1
  - D0
  - 47 Zona Outlet - Comparto GL
  - 48 Barberino - Comparto GL 1
  - 49 Barberino - Comparto GL 2
  - 50 Cavallina - Comparto GL 1
  - 51 Cavallina - Comparto GL 2



Comparto 19		Cavallina 2D		I <sub>EMS-98</sub> = 9 PGA = 0.203g					
		Incidenza vol. comparto a livello comunale 0.6%							
Tipologie	Vol. [m <sup>3</sup> ]	D <sub>medio</sub>	D0	D1	D2	D3	D4	D5	
TM1	-	-	-	-	-	-	-	-	
TM2	-	-	-	-	-	-	-	-	
TM3	-	-	-	-	-	-	-	-	
TM4	-	-	-	-	-	-	-	-	
TM5	-	-	-	-	-	-	-	-	
TM6	-	-	-	-	-	-	-	-	
TM7	1 658	1.094	29%	41%	23%	6%	1%	0%	
TM8	-	-	-	-	-	-	-	-	
TM9	2 096	1.957	8%	27%	35%	22%	7%	1%	
TCA10	5 468	2.133	6%	23%	34%	26%	9%	1%	
TCA11	-	-	-	-	-	-	-	-	
TCA12	4 423	1.655	13%	33%	33%	16%	4%	0%	
TCA13	-	-	-	-	-	-	-	-	
TCA14	3 272	1.339	21%	38%	28%	10%	2%	0%	
TCA15	-	-	-	-	-	-	-	-	
TCA16	-	-	-	-	-	-	-	-	
TCA17	-	-	-	-	-	-	-	-	
TCA18	-	-	-	-	-	-	-	-	
TCA19	-	-	-	-	-	-	-	-	
altro	-	-	-	-	-	-	-	-	
tot.	16 918	1.731	12%	32%	33%	18%	5%	0%	



**Legenda**

- D5
- D4
- D3
- D2
- D1
- D0
- 47 Zona Outlet - Comparto GL
- 48 Barberino - Comparto GL 1
- 49 Barberino - Comparto GL 2
- 50 Cavallina - Comparto GL 1
- 51 Cavallina - Comparto GL 2

